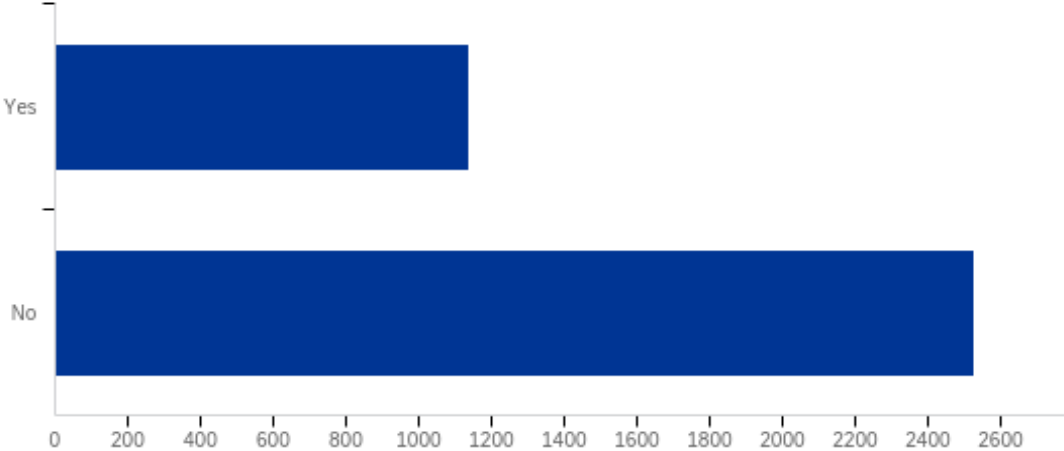


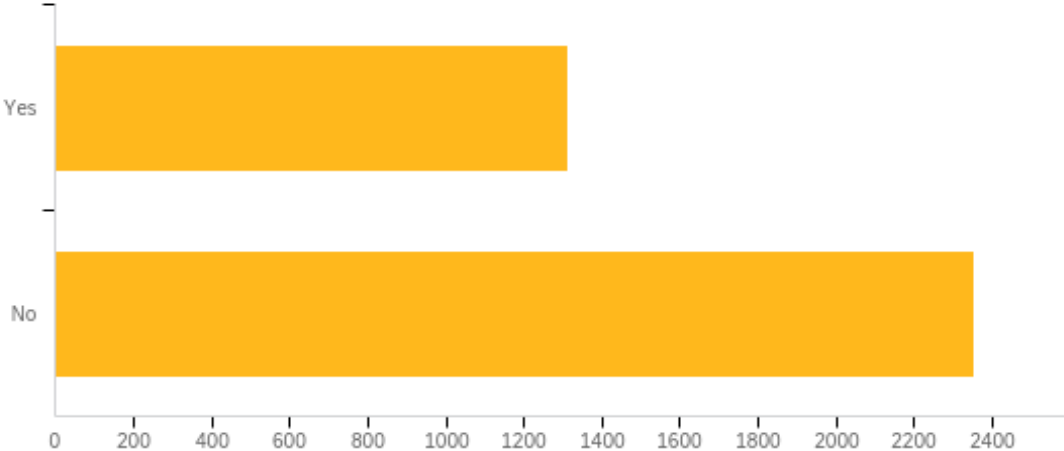
COVID-19 Undergraduate Student Survey – Fall 2020

Are you a first-year student?



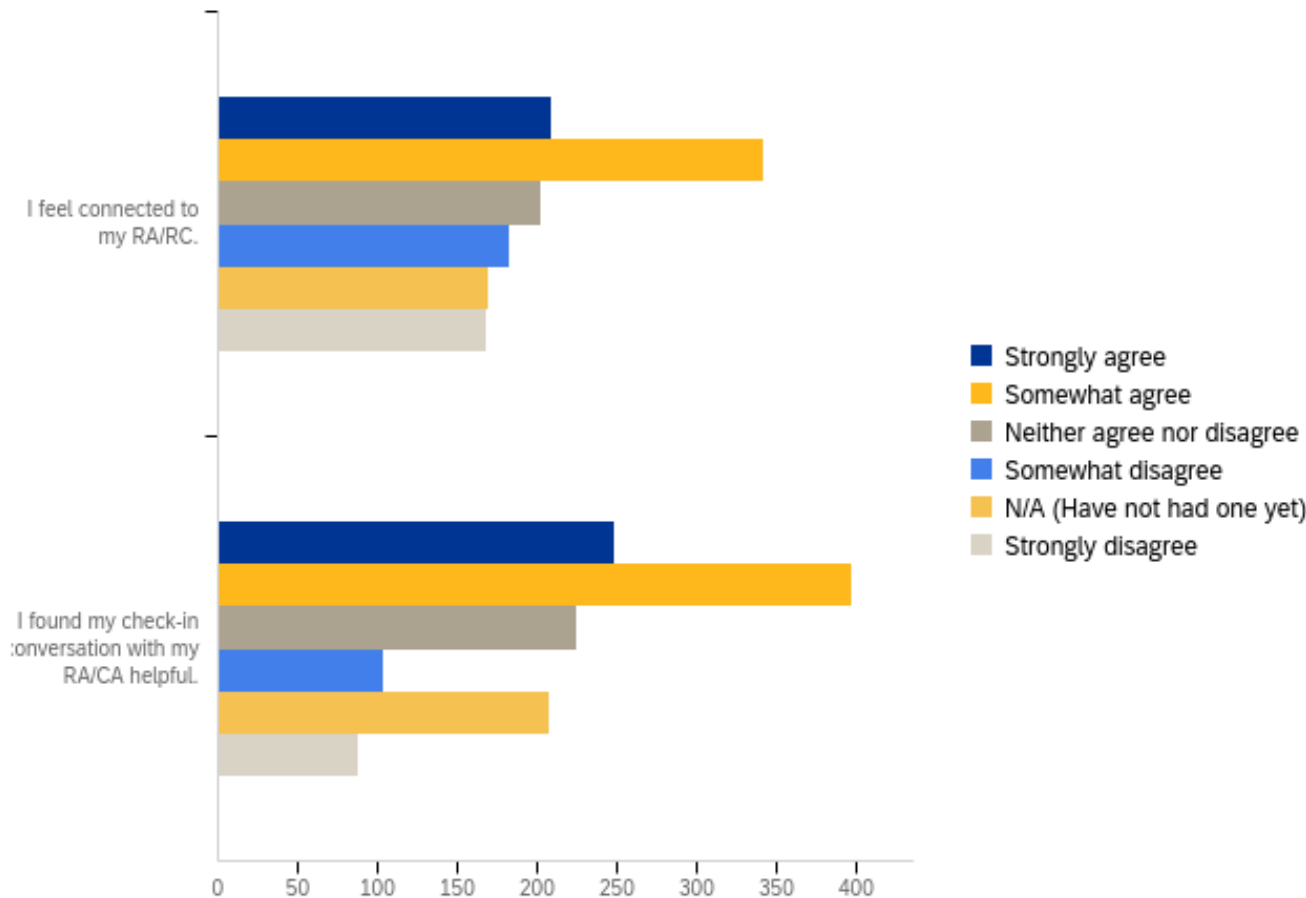
Answer	%	Count
Yes	31.1%	1140
No	68.9%	2528
<u>Total Responses</u>	100%	3668

Do you currently live in a residence hall?



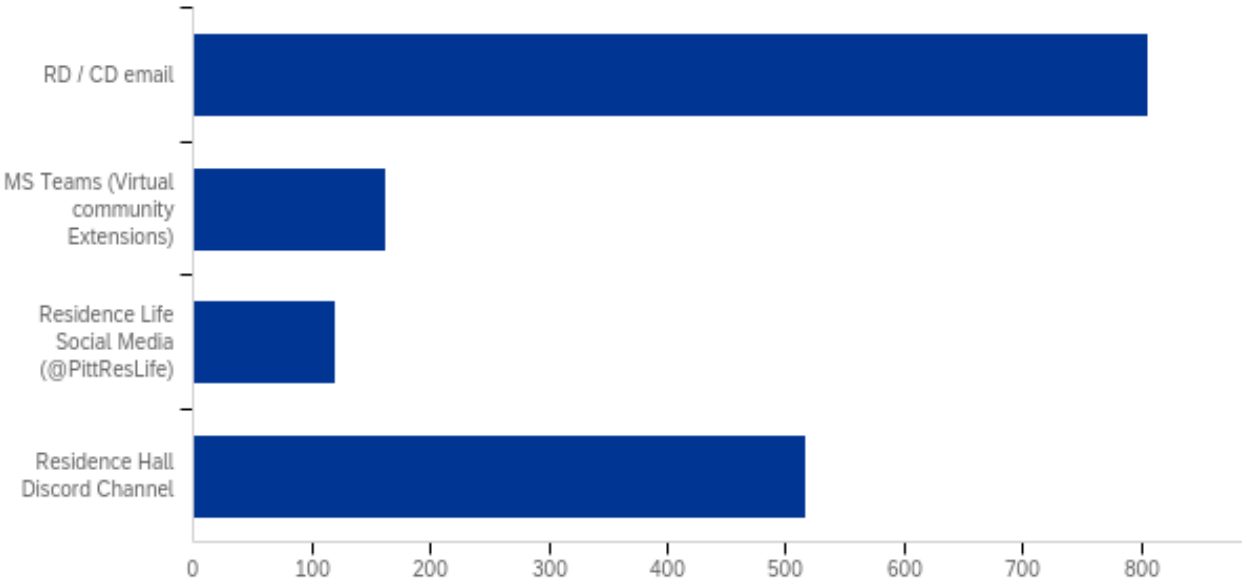
Answer	%	Count
Yes	35.8%	1313
No	64.2%	2354
<u>Total Responses</u>	100%	3667

(If yes to living in a residence hall) Please rate your level of agreement or disagreement with the following statements:



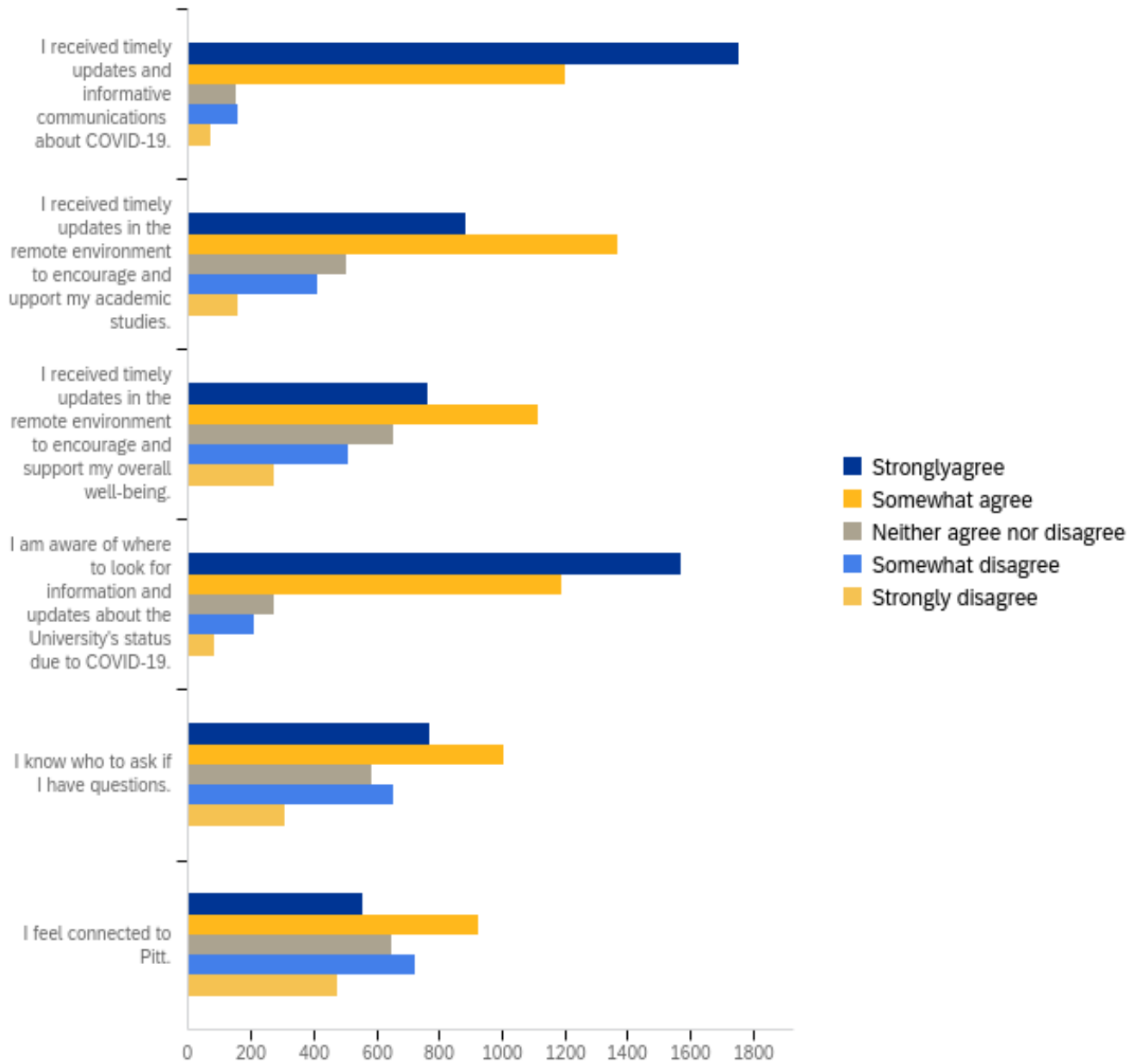
Question	Strongly agree	Somewhat agree	Neither agree nor disagree	Somewhat disagree	N/A (Have not had one yet)	Strongly disagree	Total
I feel connected to my RA/RC.	16.4% 209	26.8% 342	15.9% 202	14.4% 183	13.3% 170	13.2% 168	1274
I found my check-in conversation with my RA/CA helpful.	19.5% 248	31.3% 397	17.7% 225	8.2% 104	16.3% 207	6.9% 88	1269

(If yes to living in a residence hall) Within your Residence Hall, how do you find information about programming and events? (Please check all that apply.)



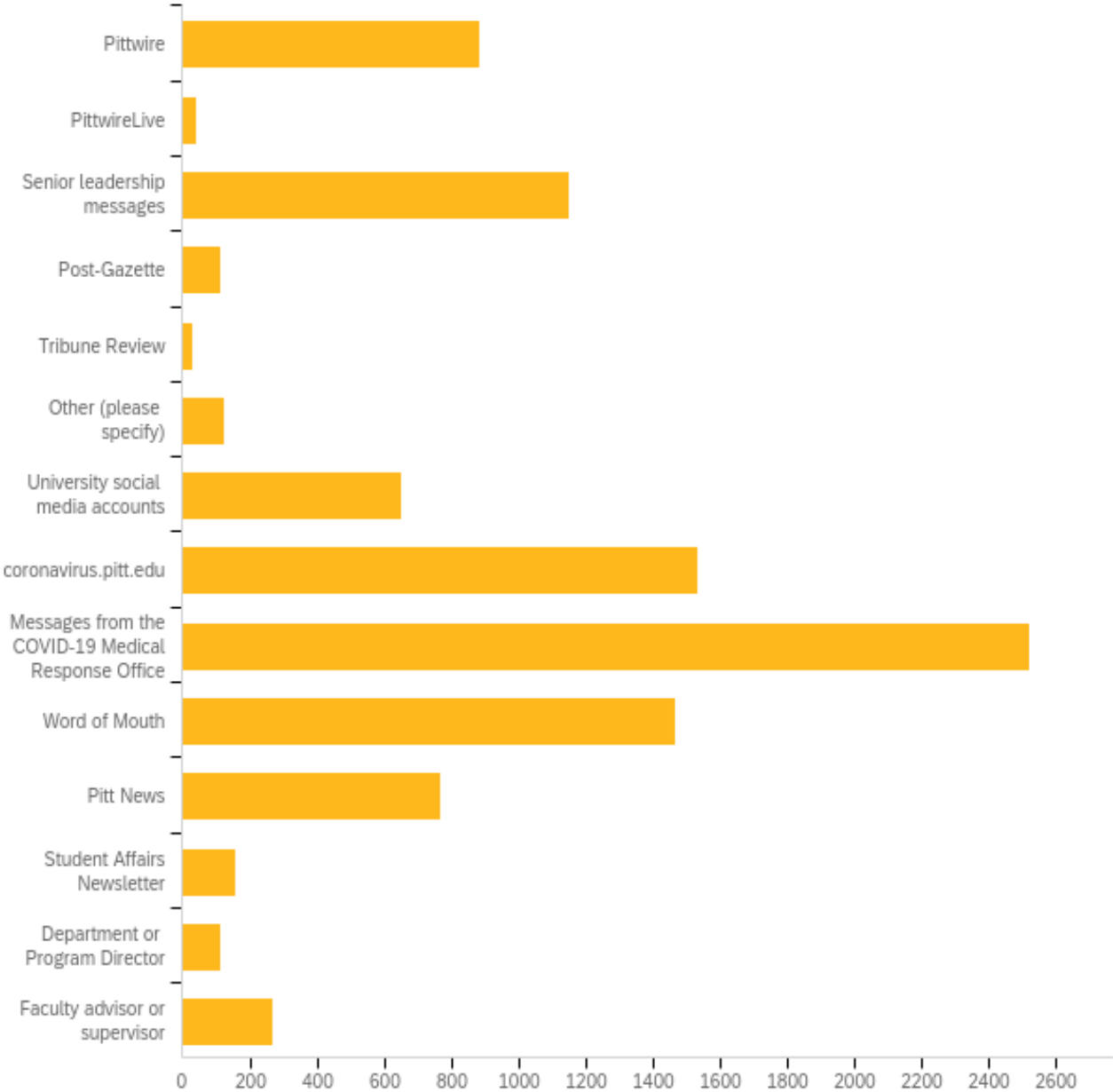
Answer	%	Count
RD / CD email	70.4%	806
MS Teams (Virtual community Extensions)	14.2%	163
Residence Life Social Media (@PittResLife)	10.5%	120
Residence Hall Discord Channel	45.1%	516
<u>Total Respondents</u>		1145

Please rate your level of agreement or disagreement with the following statements:



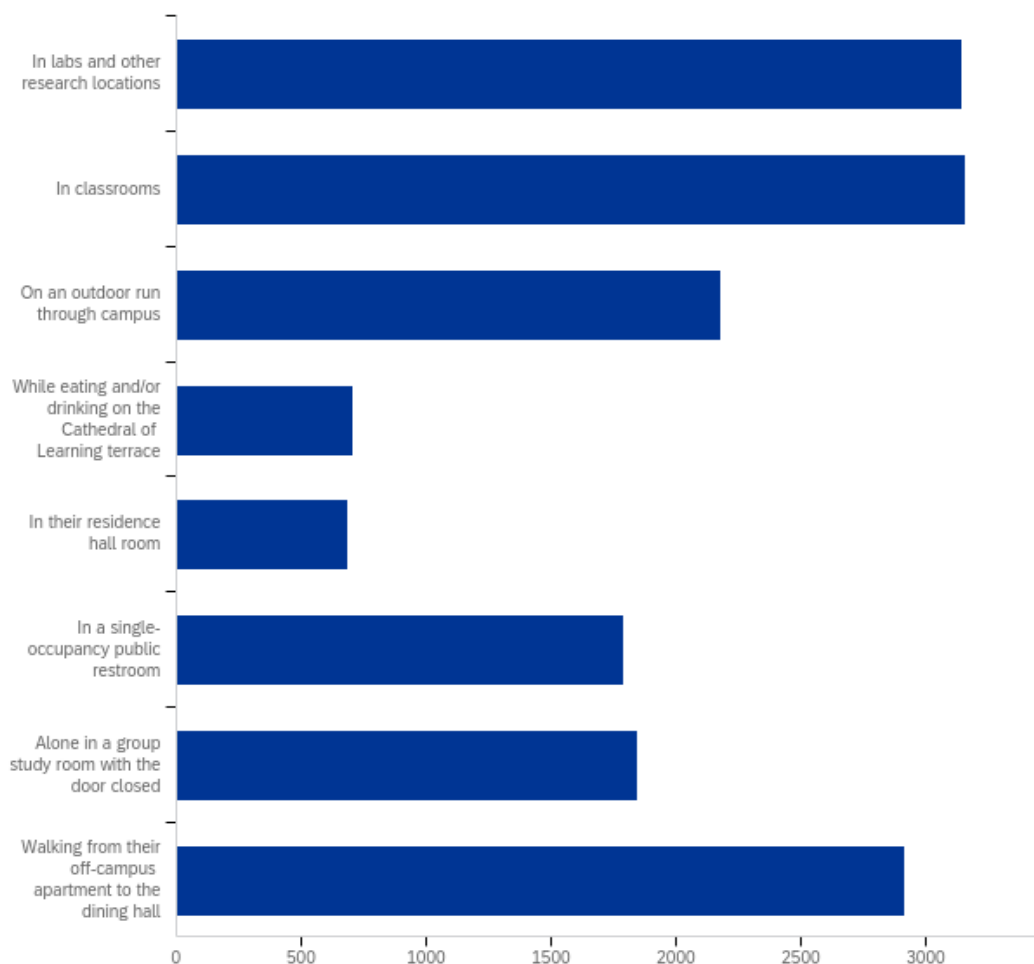
Question	Strongly agree		Somewhat agree		Neither agree nor disagree		Somewhat disagree		Strongly disagree		Total
I received timely updates and informative communications about COVID-19.	52.6%	1756	36.0%	1201	4.5%	151	4.7%	157	2.2%	74	3339
I received timely updates in the remote environment to encourage and support my academic studies.	26.7%	888	41.1%	1369	15.2%	506	12.3%	411	4.7%	157	3331
I received timely updates in the remote environment to encourage and support my overall well-being.	23.0%	765	33.6%	1116	19.8%	657	15.4%	513	8.3%	275	3326
I am aware of where to look for information and updates about the University's status due to COVID-19.	47.2%	1572	35.8%	1193	8.3%	275	6.2%	208	2.5%	82	3330
I know who to ask if I have questions.	23.2%	771	30.2%	1005	17.7%	588	19.7%	654	9.2%	307	3325
I feel connected to Pitt.	16.7%	556	27.8%	926	19.5%	648	21.8%	726	14.2%	474	3330

What sources of information do you rely on for COVID-19 updates? (Please check all that apply.)



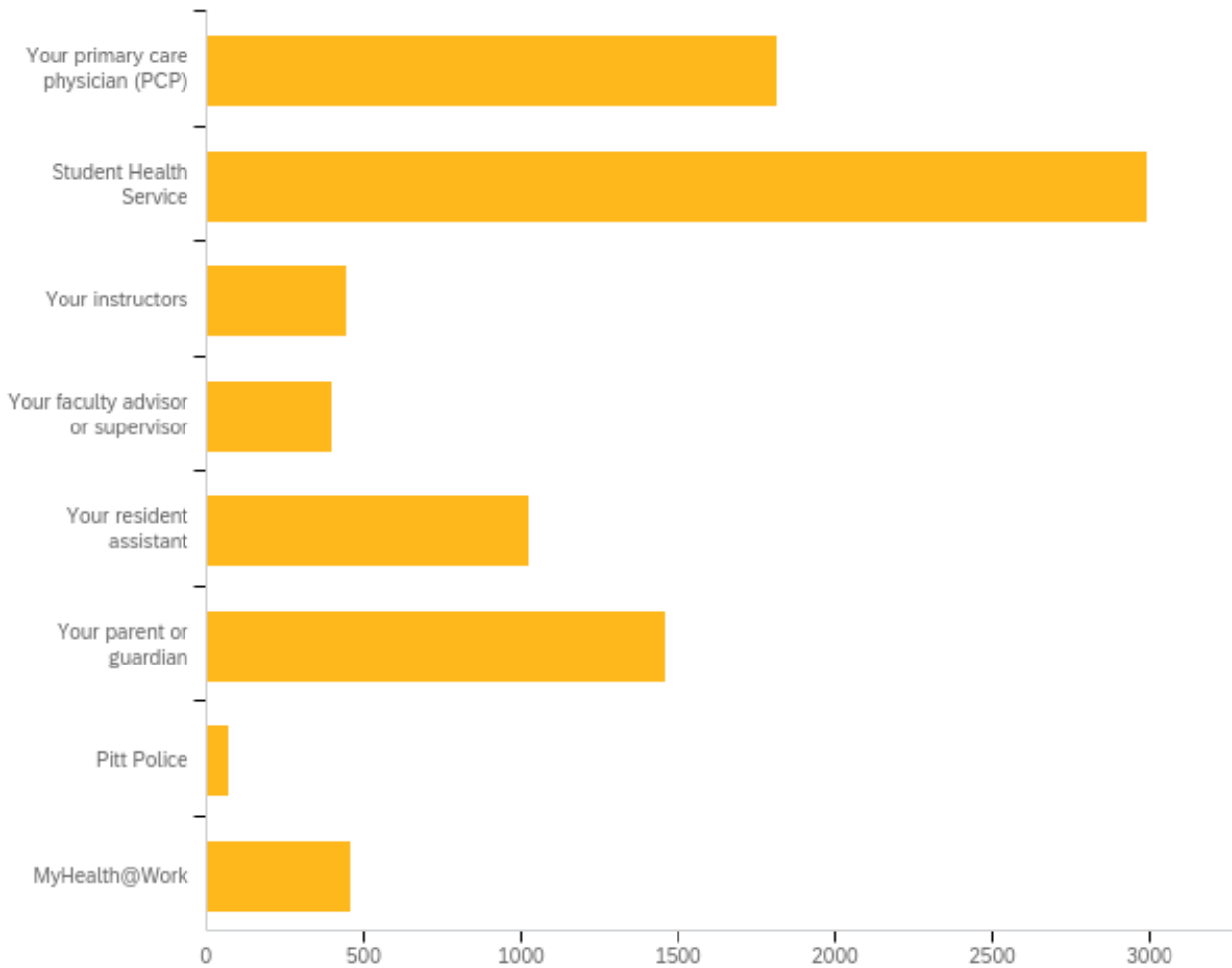
Answer	%	Count
Pittwire	27.1%	885
PittwireLive	1.2%	39
Senior leadership messages (emails from the Chancellor or Provost, Dean of Students, Dean of your school)	35.3%	1154
Post-Gazette	3.4%	112
Tribune Review	1.0%	32
Other (please specify)	3.8%	123
University social media accounts	19.9%	651
coronavirus.pitt.edu	46.9%	1533
Messages from the COVID-19 Medical Response Office	77.2%	2524
Word of Mouth	45.0%	1470
Pitt News	23.6%	770
Student Affairs Newsletter	4.8%	158
Department or Program Director	3.5%	116
Faculty advisor or supervisor	8.3%	271
<u>Total Respondents</u>		3268

When are students expected to wear a face covering on the University of Pittsburgh campus? (Please check all that apply.)



Answer	%	Count
In labs and other research locations	99.1%	3148
In classrooms	99.6%	3162
On an outdoor run through campus	68.8%	2184
While eating and/or drinking on the Cathedral of Learning terrace	22.3%	708
In their residence hall room	21.6%	686
In a single-occupancy public restroom	56.3%	1788
Alone in a group study room with the door closed	58.2%	1847
Walking from their off-campus apartment to the dining hall	91.9%	2917
Total Respondents		3175
Please note: Correct response(s) highlighted.		

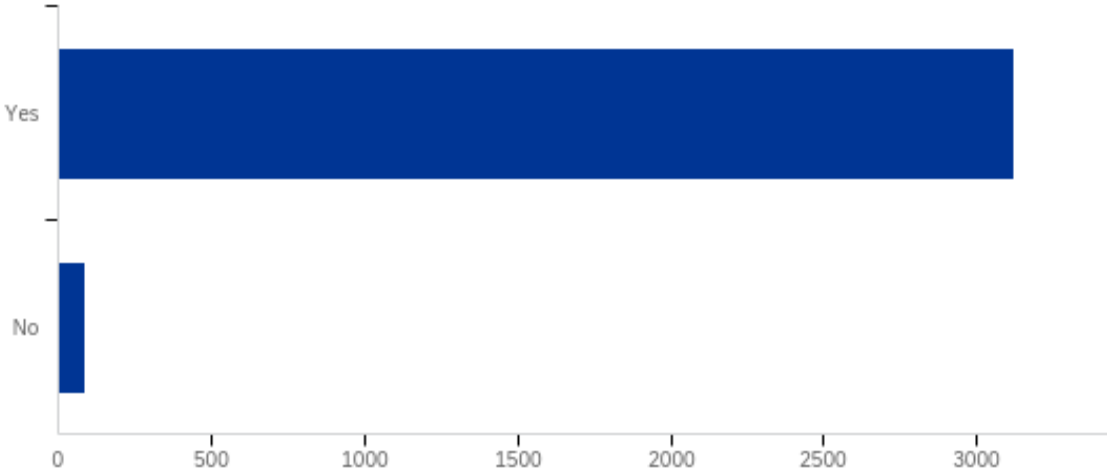
**According to Pitt policy, who should you call if you're experience symptoms of COVID-19?
(Please check all that apply.)**



Answer	%	Count
Your primary care physician (PCP)	57.6%	1815
Student Health Service	95.0%	2991
Your instructors	14.0%	442
Your faculty advisor or supervisor	12.7%	400
Your resident assistant	32.4%	1020
Your parent or guardian	46.2%	1455
Pitt Police	2.3%	71
MyHealth@Work	14.5%	458
Total Respondents		3149

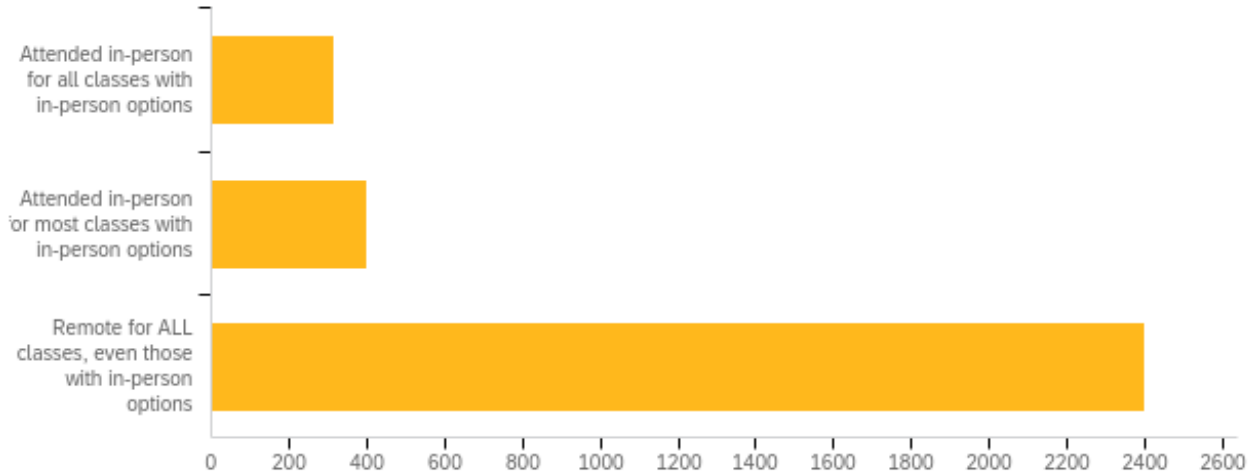
Please note: Correct response(s) highlighted.

Are you taking classes in fall 2020?



Answer	%	Count
Yes	97.4%	3124
No	2.6%	85
<u>Total Responses</u>	100%	3209

***(If yes to taking classes in fall 2020)* How have you participated in your fall 2020 courses?**



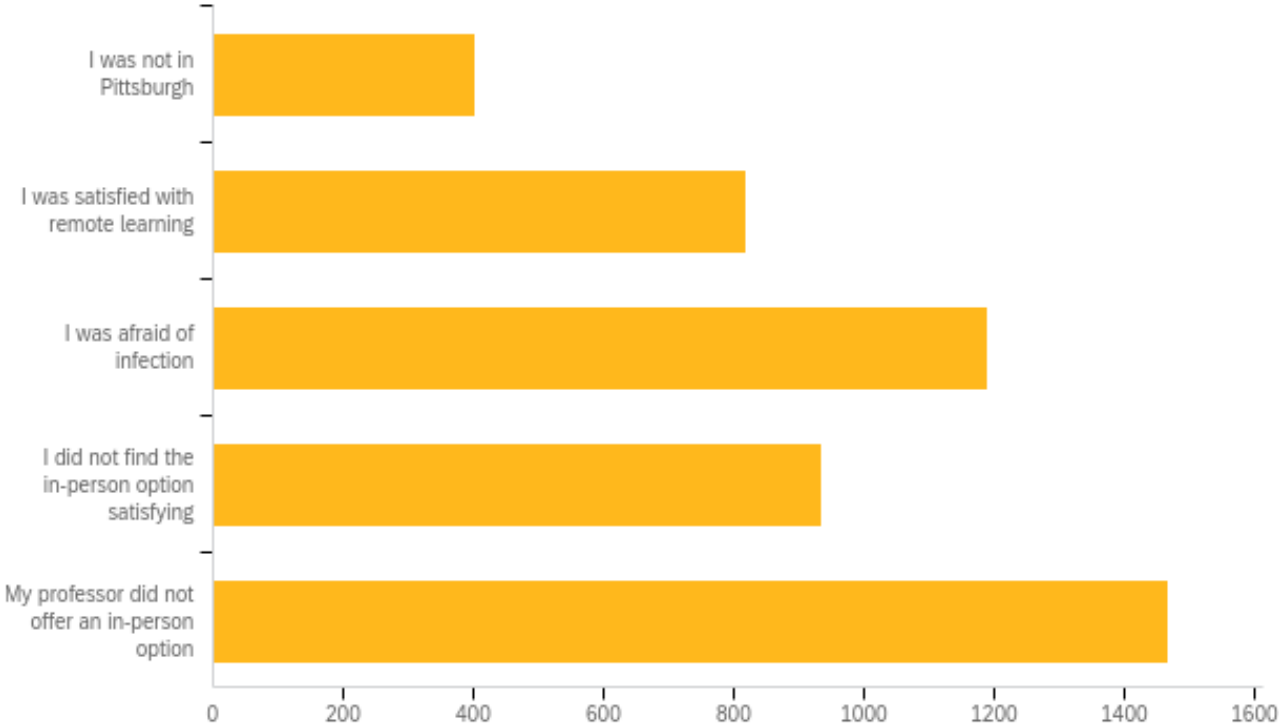
Answer	%	Count
Attended in-person for all classes with in-person options	10.1%	315
Attended in-person for most classes with in-person options	12.8%	399
Remote for ALL classes, even those with in-person options	77.1%	2402
<u>Total Responses</u>	100%	3116

(If in-person for all classes) Why did you choose this engagement method? (Please check all that apply.)



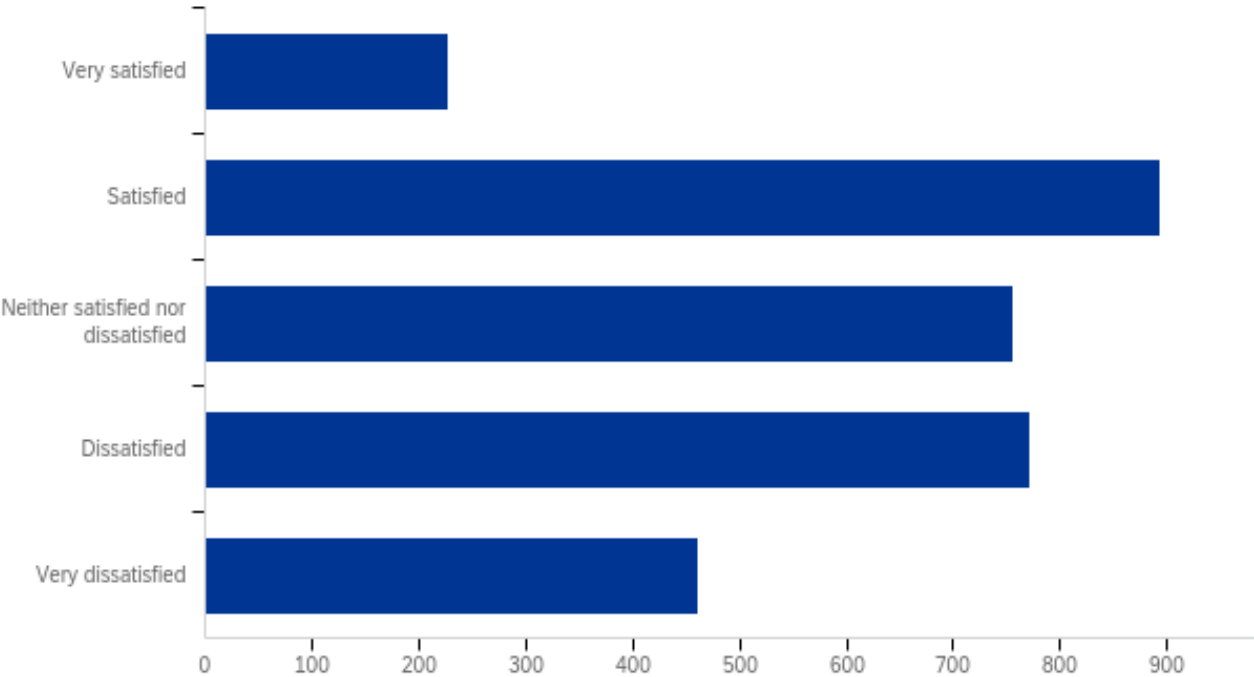
Answer	%	Count
I was in Pittsburgh	77.8%	245
I was not satisfied with remote learning	55.9%	176
I felt safe on campus	54.0%	170
I found the in-person option more satisfying than the remote option	78.7%	248
<u>Total Respondents</u>		315

(If in-person for most classes or remote for all classes) Why did you choose this engagement method? (Please check all that apply.)



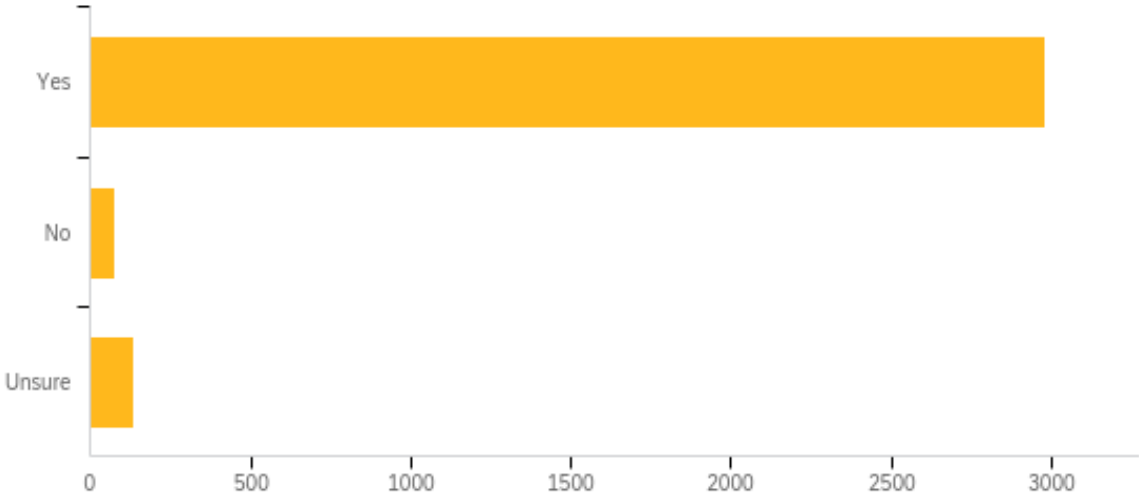
Answer	%	Count
I was not in Pittsburgh	14.5%	402
I was satisfied with remote learning	29.5%	817
I was afraid of infection	42.9%	1188
I did not find the in-person option satisfying	33.8%	934
My professor did not offer an in-person option	53.0%	1467
Total Respondents		2767

(If yes to taking classes in fall 2020) Overall, how satisfied have you been with remote learning for the fall semester?



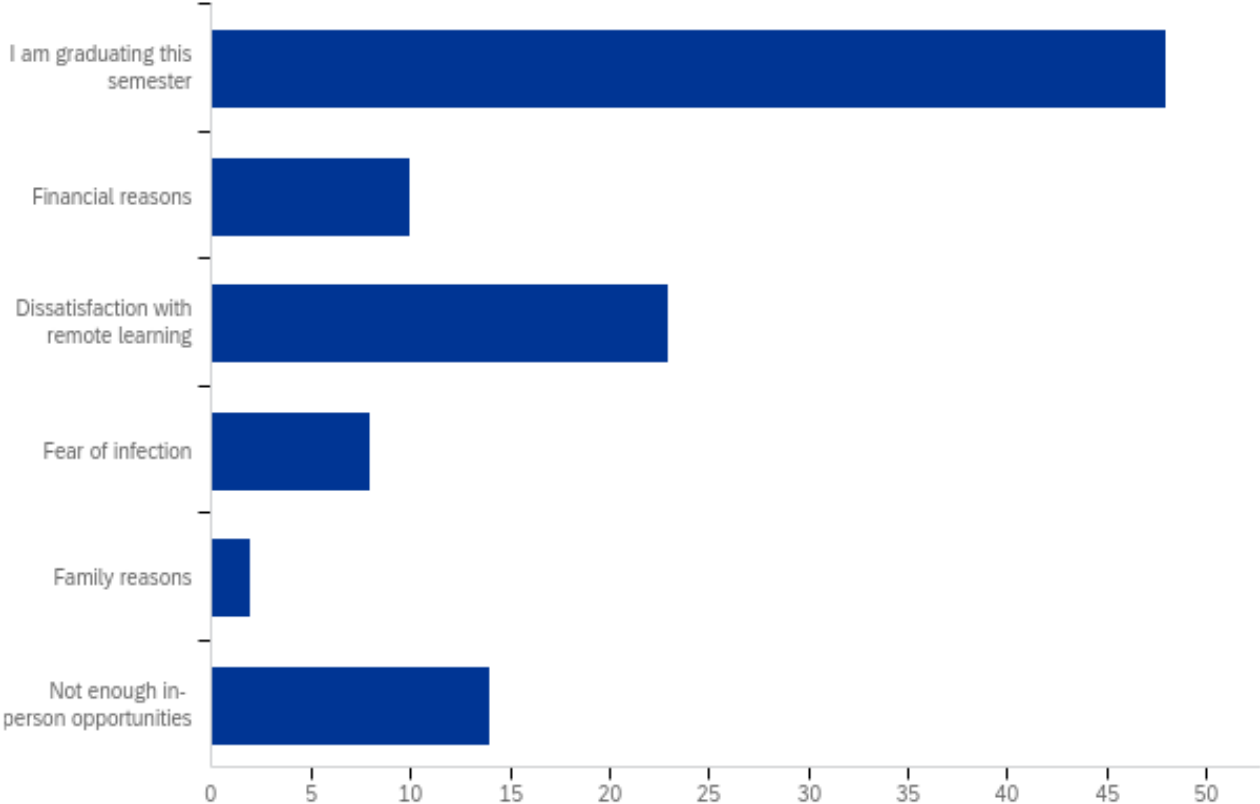
Answer	%	Count
Very satisfied	7.3%	227
Satisfied	28.7%	894
Neither satisfied nor dissatisfied	24.3%	756
Dissatisfied	24.8%	772
Very dissatisfied	14.8%	461
Total Responses	100%	3110

Did you or do you plan to enroll for the spring semester?



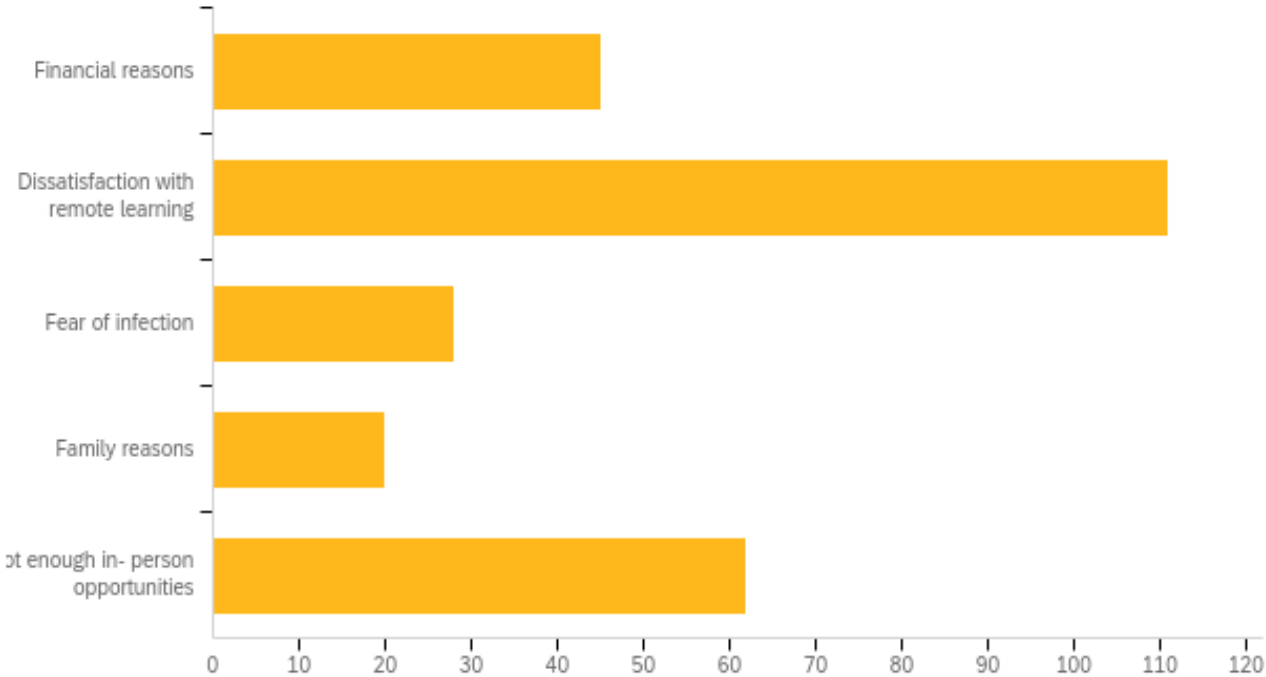
Answer	%	Count
Yes	93.4%	2982
No	2.4%	76
Unsure	4.2%	135
<u>Total Responses</u>	100%	3193

(If not enrolling for spring) I do not plan on enrolling because: (Please check all that apply.)



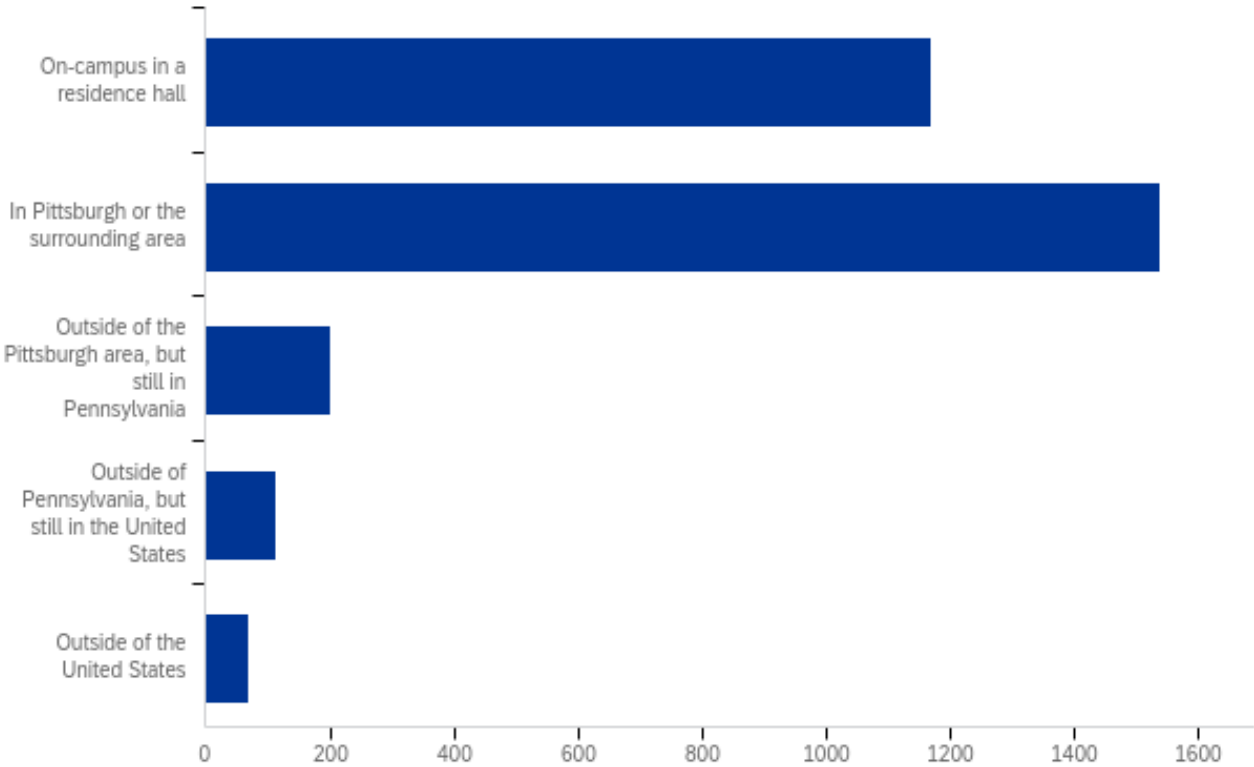
Answer	%	Count
I am graduating this semester	67.6%	48
Financial reasons	14.1%	10
Dissatisfaction with remote learning	32.4%	23
Fear of infection	11.3%	8
Family reasons	2.8%	2
Not enough in-person opportunities	19.7%	14
<u>Total Respondents</u>		71

(If unsure about enrolling for spring) I am not sure about enrolling because: (Please check all that apply.)



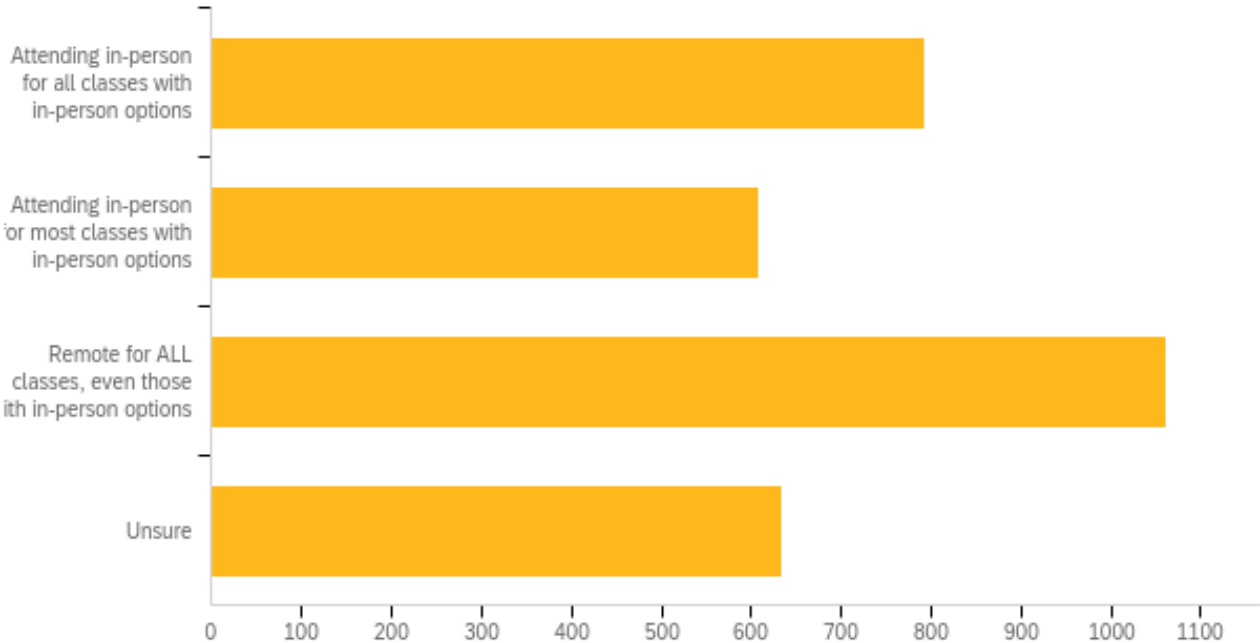
Answer	%	Count
Financial reasons	33.6%	45
Dissatisfaction with remote learning	82.8%	111
Fear of infection	20.9%	28
Family reasons	14.9%	20
Not enough in-person opportunities	46.3%	62
<u>Total Respondents</u>		134

(If enrolled for spring or unsure about enrolling for spring) If you are enrolling or plan to enroll for the spring semester, where do you plan to live?



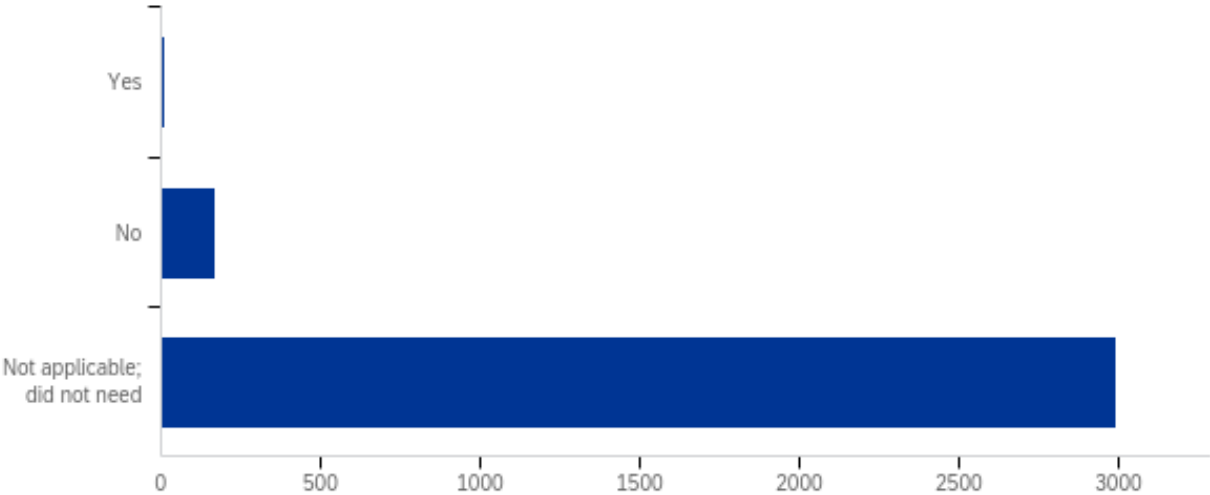
Answer	%	Count
On-campus in a residence hall	37.8%	1171
In Pittsburgh or the surrounding area	49.7%	1540
Outside of the Pittsburgh area, but still in Pennsylvania	6.5%	201
Outside of Pennsylvania, but still in the United States	3.6%	113
Outside of the United States	2.3%	71
Total Responses	100%	3096

(If enrolled for spring or unsure about enrolling for spring) If you are enrolling or plan to enroll for the spring semester, how do you plan to begin your studies this spring?



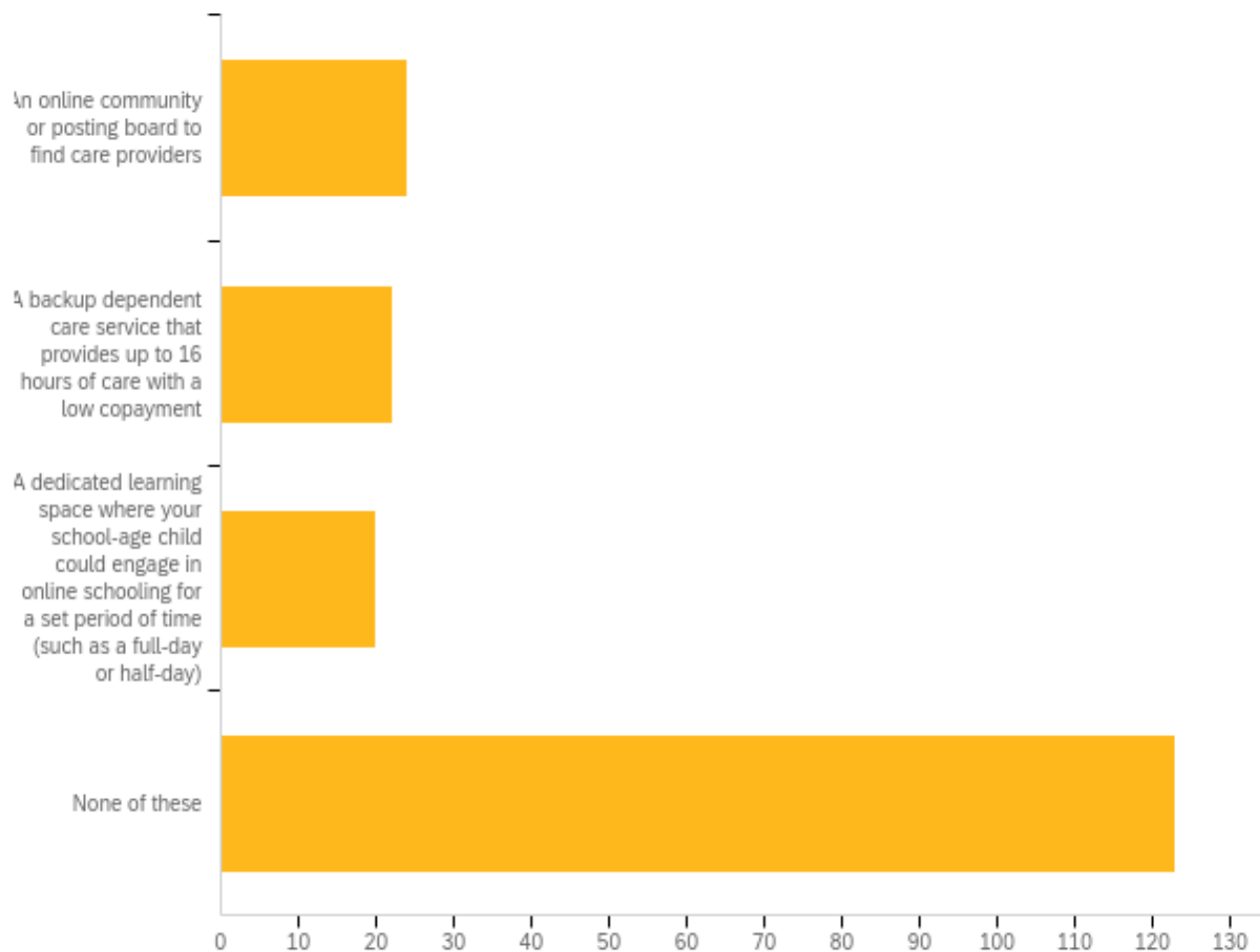
Answer	%	Count
Attending in-person for all classes with in-person options	25.6%	794
Attending in-person for most classes with in-person options	19.7%	609
Remote for ALL classes, even those with in-person options	34.3%	1062
Unsure	20.5%	634
<u>Total Responses</u>	100%	3099

Did you have trouble finding childcare in your neighborhood this semester?



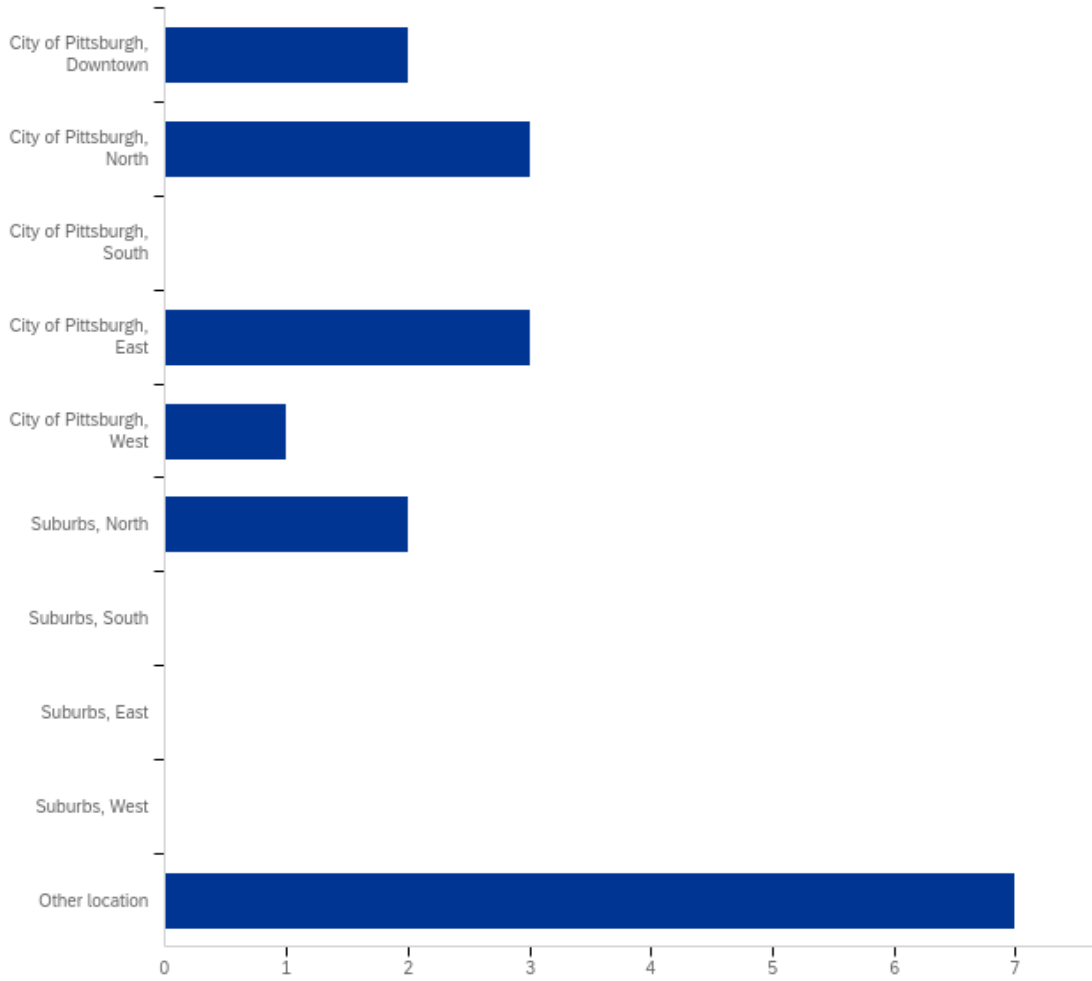
Answer	%	Count
Yes	0.4%	13
No	5.3%	167
Not applicable; did not need	94.3%	2996
<u>Total Responses</u>	100%	3176

In Spring 2021, do you think you would use: (Please check all that apply.)



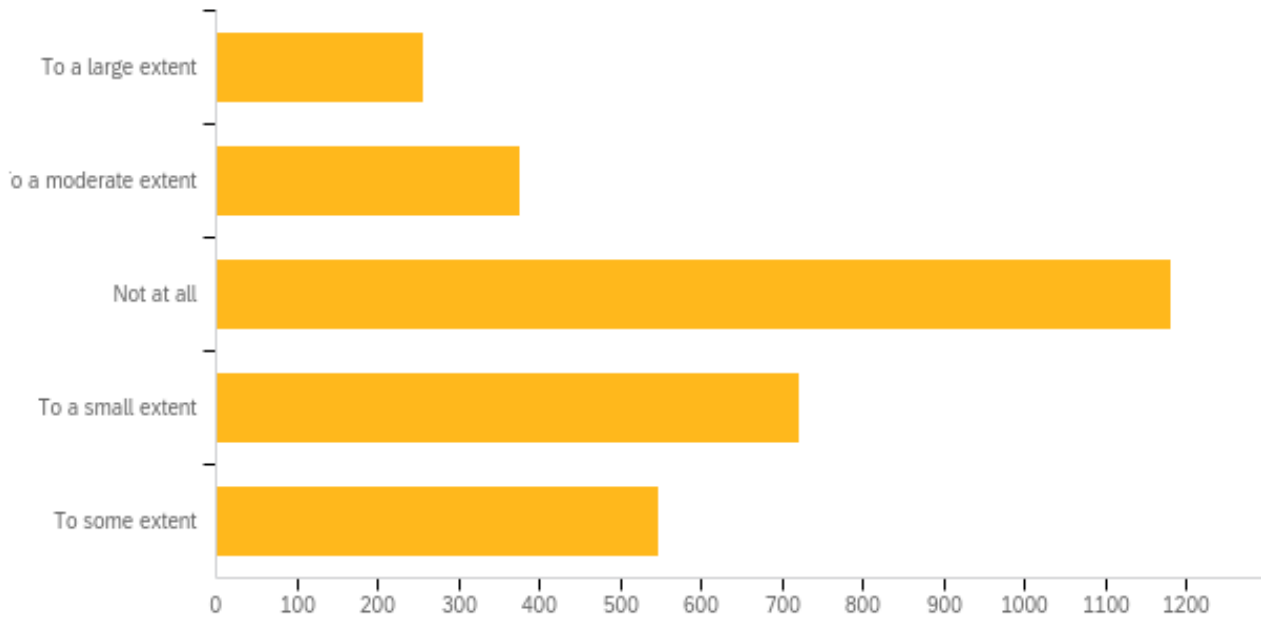
Answer	%	Count
An online community or posting board to find care providers	14.3%	24
A backup dependent care service that provides up to 16 hours of care with a low copayment (with a set number of days per year), due to emergency purposes related to work	13.1%	22
A dedicated learning space where your school-age child could engage in online schooling for a set period of time (such as a full-day or half-day)	11.9%	20
None of these	73.2%	123
<u>Total Respondents</u>		168

(If yes to a dedicated learning space) In which neighborhood do you live?



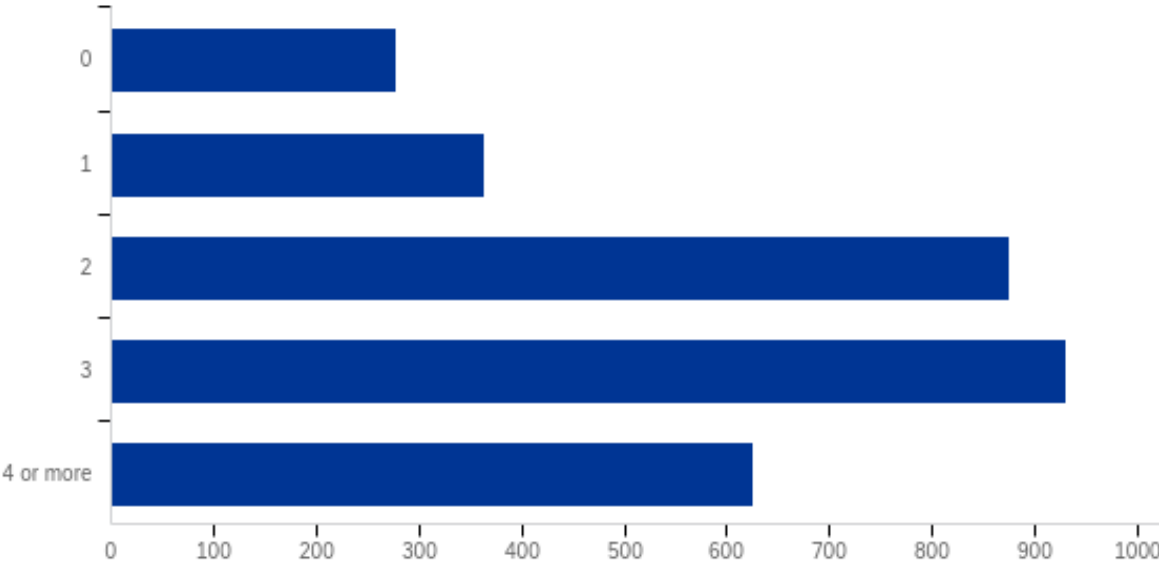
Answer	%	Count
City of Pittsburgh, Downtown	10.5%	2
City of Pittsburgh, North	15.8%	3
City of Pittsburgh, South	0.0%	0
City of Pittsburgh, East	15.8%	3
City of Pittsburgh, West	5.3%	1
Suburbs, North	10.5%	2
Suburbs, South	0.0%	0
Suburbs, East	0.0%	0
Suburbs, West	0.0%	0
Other location	42.1%	8
Total Responses	100%	19

To what extent were you able to focus on yourself on the self-care day?



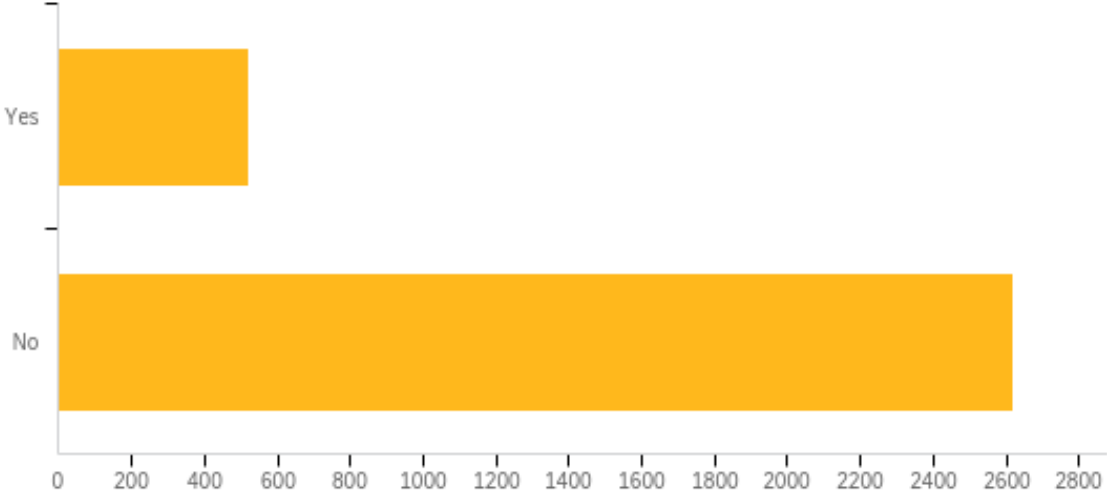
Answer	%	Count
To a large extent	8.3%	255
To a moderate extent	12.2%	375
Not at all	38.3%	1181
To a small extent	23.4%	722
To some extent	17.8%	548
<u>Total Responses</u>	100%	3081

How many assignments were due on the self-care day or the day after?



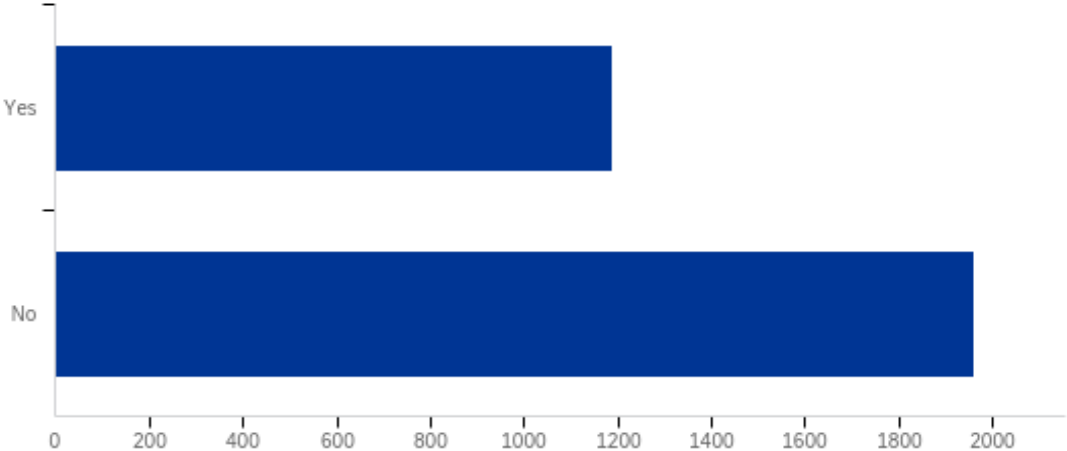
Answer	%	Count
0	9.0%	278
1	11.8%	363
2	28.5%	876
3	30.3%	931
4 or more	20.3%	625
<u>Total Responses</u>	100%	3073

Have you had trouble accessing mental health resources through the University Counseling Center?



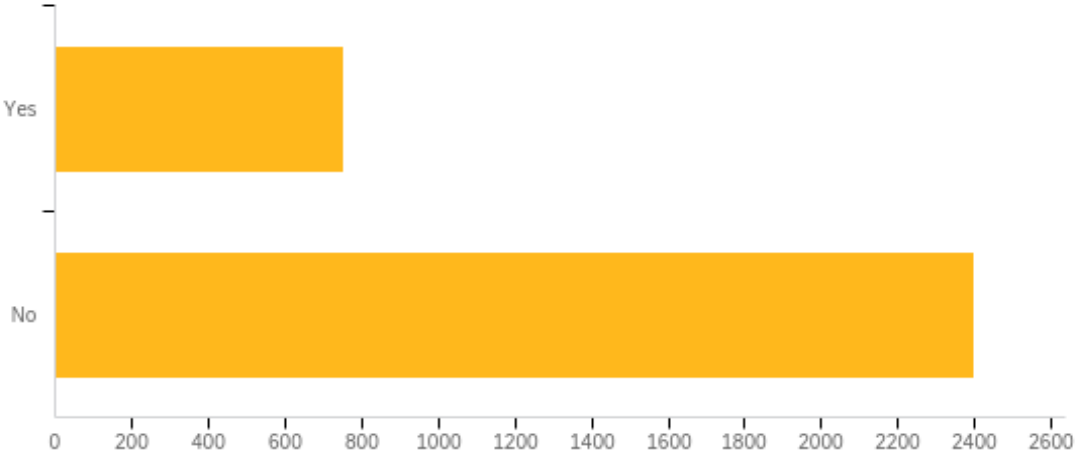
Answer	%	Count
Yes	16.6%	521
No	83.4%	2620
<u>Total Responses</u>	100%	3141

Did you know that that the University Store has a pickup window in the Schenley Quad for online orders, including course materials?



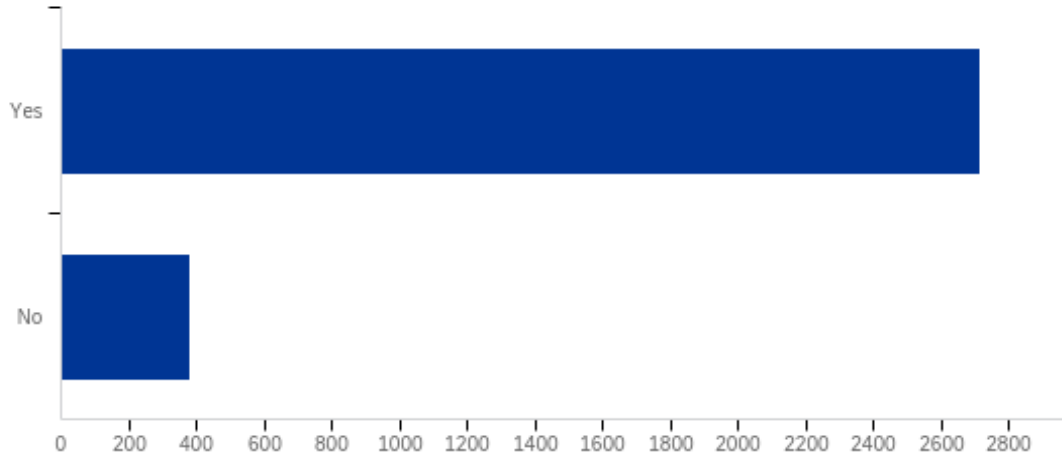
Answer	%	Count
Yes	37.8%	1191
No	62.2%	1962
<u>Total Responses</u>	100%	3153

Did you know that that the University Store has residence hall delivery options for online orders, including course materials?



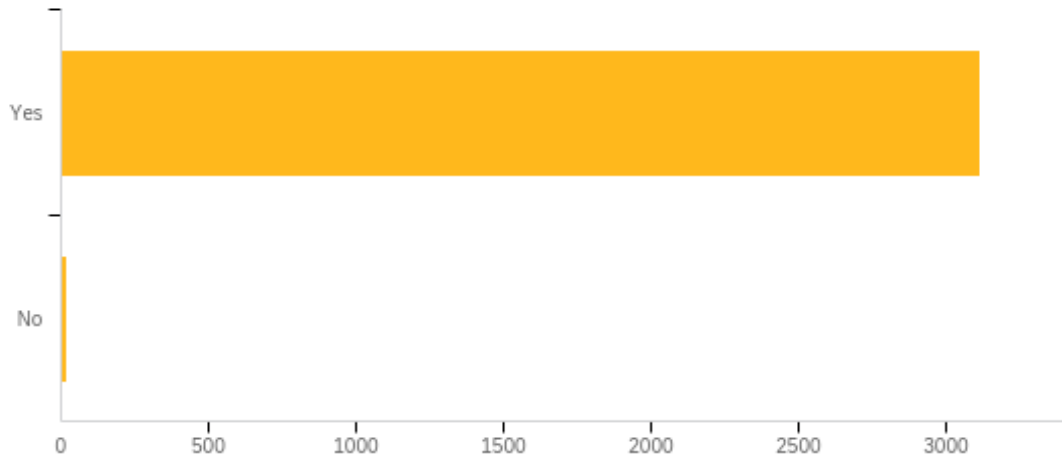
Answer	%	Count
Yes	23.9%	752
No	76.1%	2400
<u>Total Responses</u>	100%	3152

Do you have access to a reliable internet connection that allows you to stream videos?



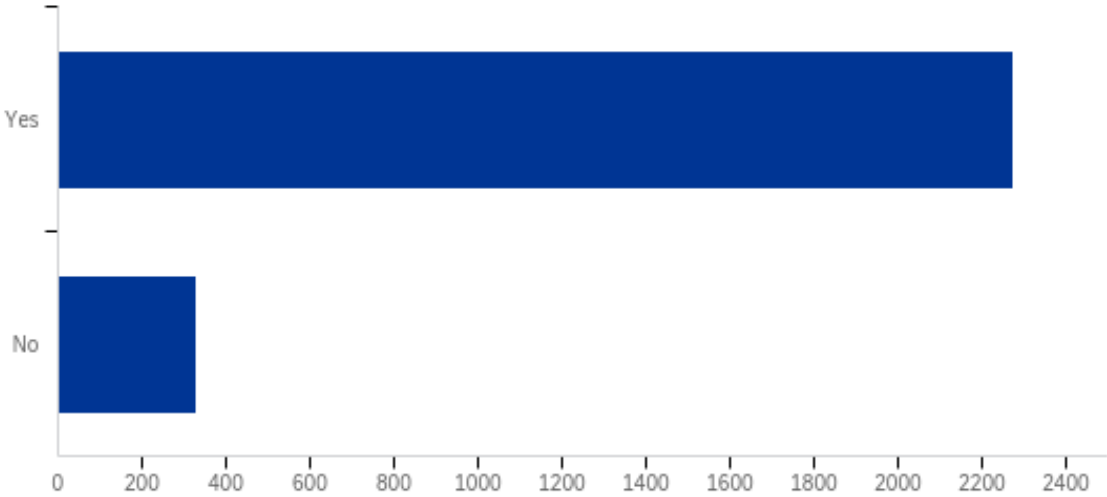
Answer	%	Count
Yes	87.8%	2716
No	12.2%	377
<u>Total Responses</u>	100%	3093

Do you have access to a computer, tablet, or other personal device that allows you to type documents and use the Canvas learning management system?



Answer	%	Count
Yes	99.4%	3114
No	0.6%	19
<u>Total Responses</u>	100%	3133

Do you feel you have access to the technical (computing) support you need?



Answer	%	Count
Yes	87.4%	2273
No	12.6%	329
<u>Total Responses</u>	100%	2602