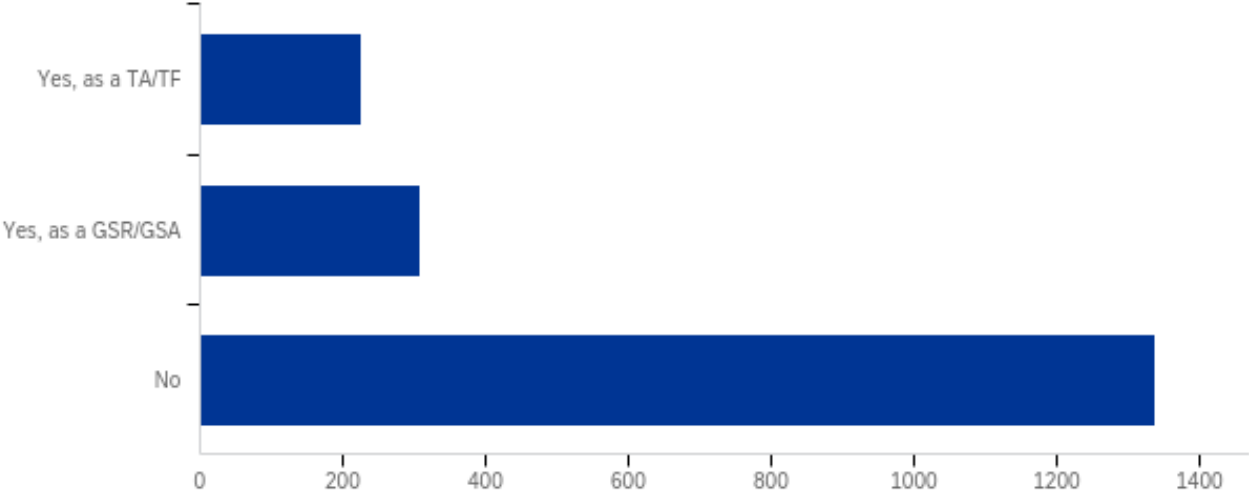


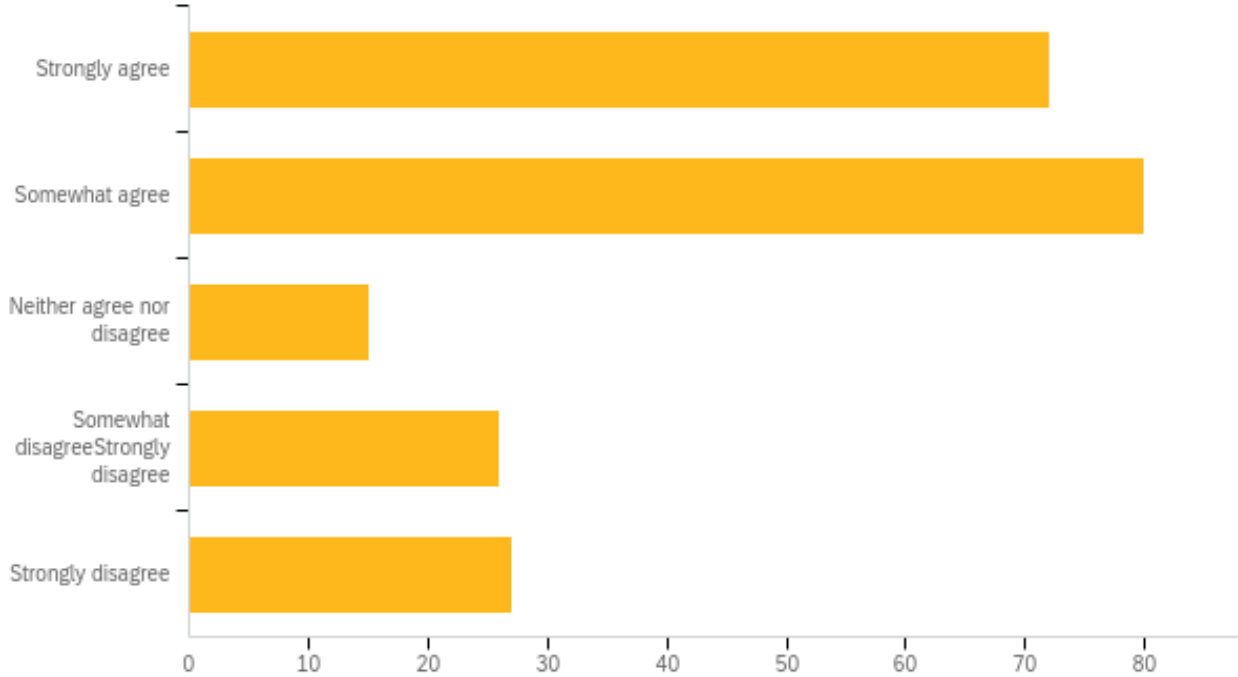
COVID-19 Graduate/Professional Student Survey – Fall 2020

Do you have an appointment as a TA, TF, GSR, or GSA?



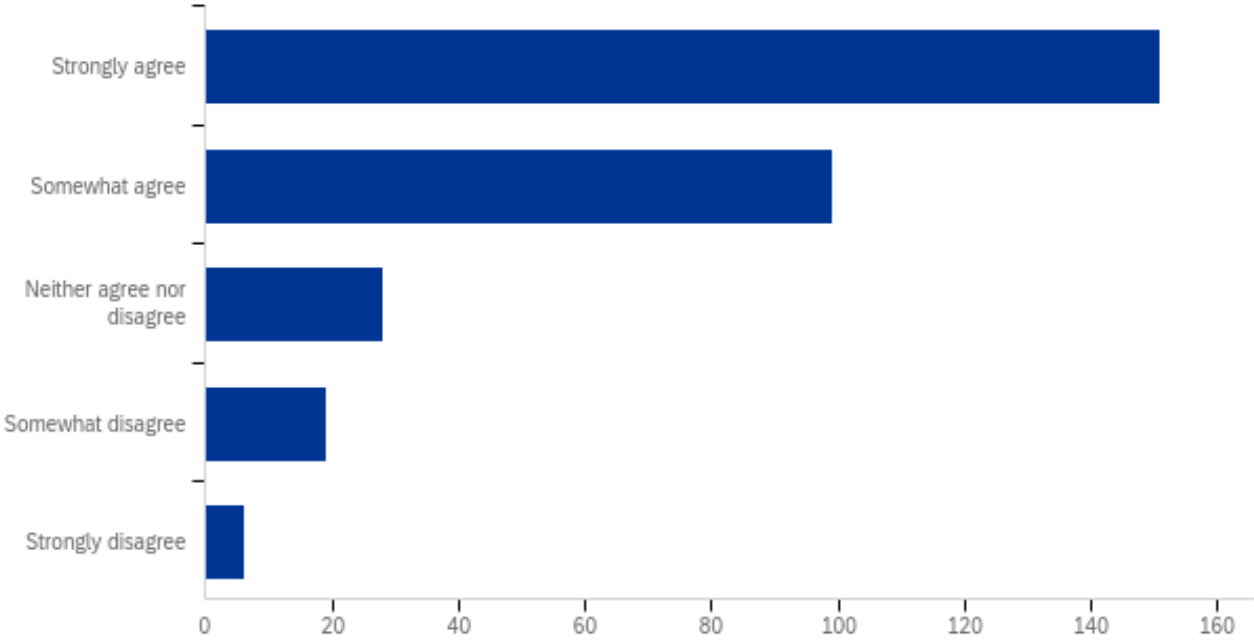
Answer	%	Count
Yes, as a TA/TF	12.1%	226
Yes, as a GSR/GSA	16.5%	309
No	71.5%	1339
<u>Total Responses</u>	100%	1874

(If TA/TF) Please rate your level of agreement or disagreement with the following statement: I received timely updates and informative communications about guidelines and procedures related to my teaching duties during COVID-19.



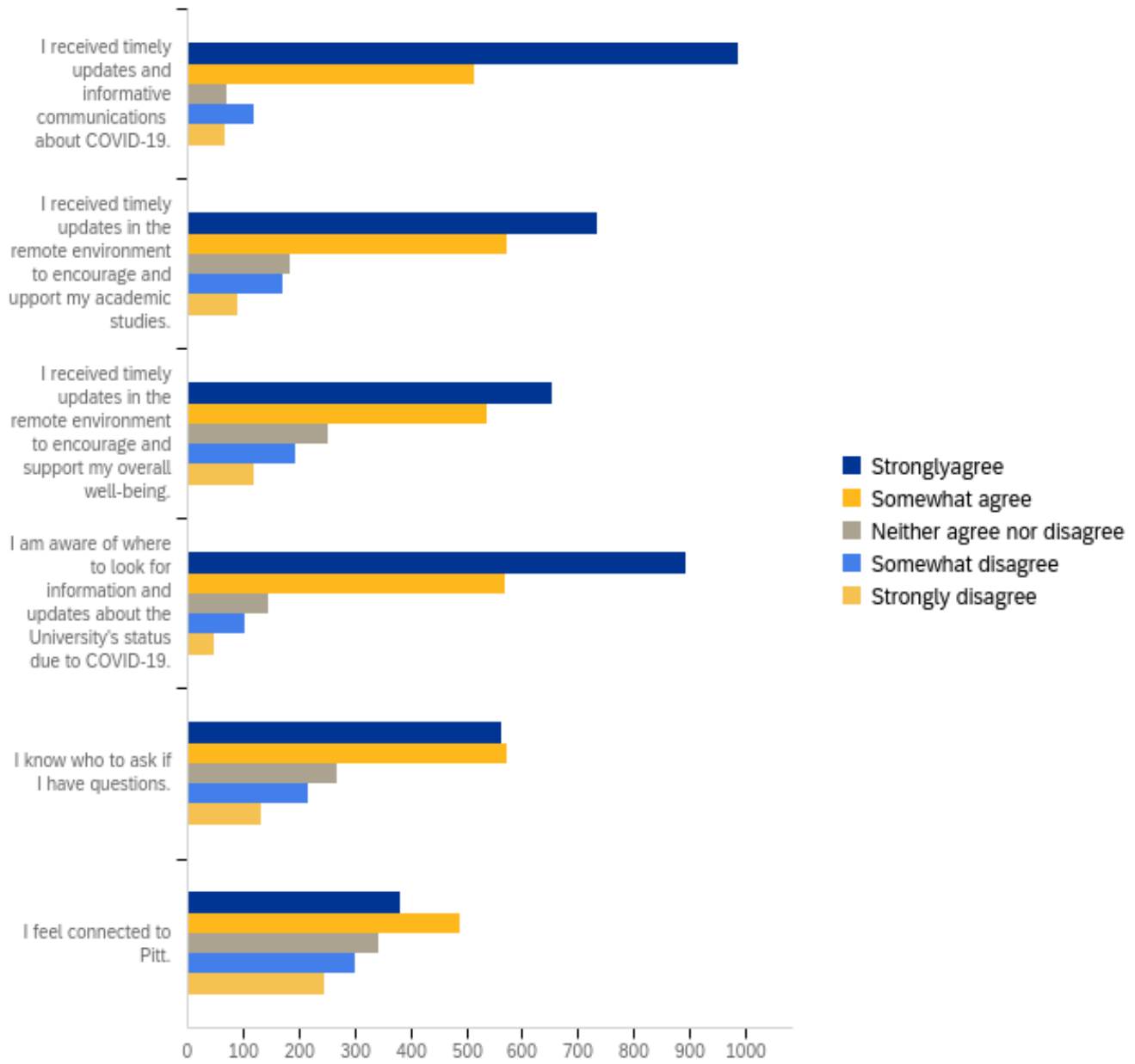
Answer	%	Count
Strongly agree	32.7%	72
Somewhat agree	36.4%	80
Neither agree nor disagree	6.8%	15
Somewhat disagree	11.8%	26
Strongly disagree	12.3%	27
<u>Total Responses</u>	100%	220

(If GSR/GSA) Please rate your level of agreement or disagreement with the following statement: I received timely updates and informative communications about guidelines and procedures related to my research duties during COVID-19.



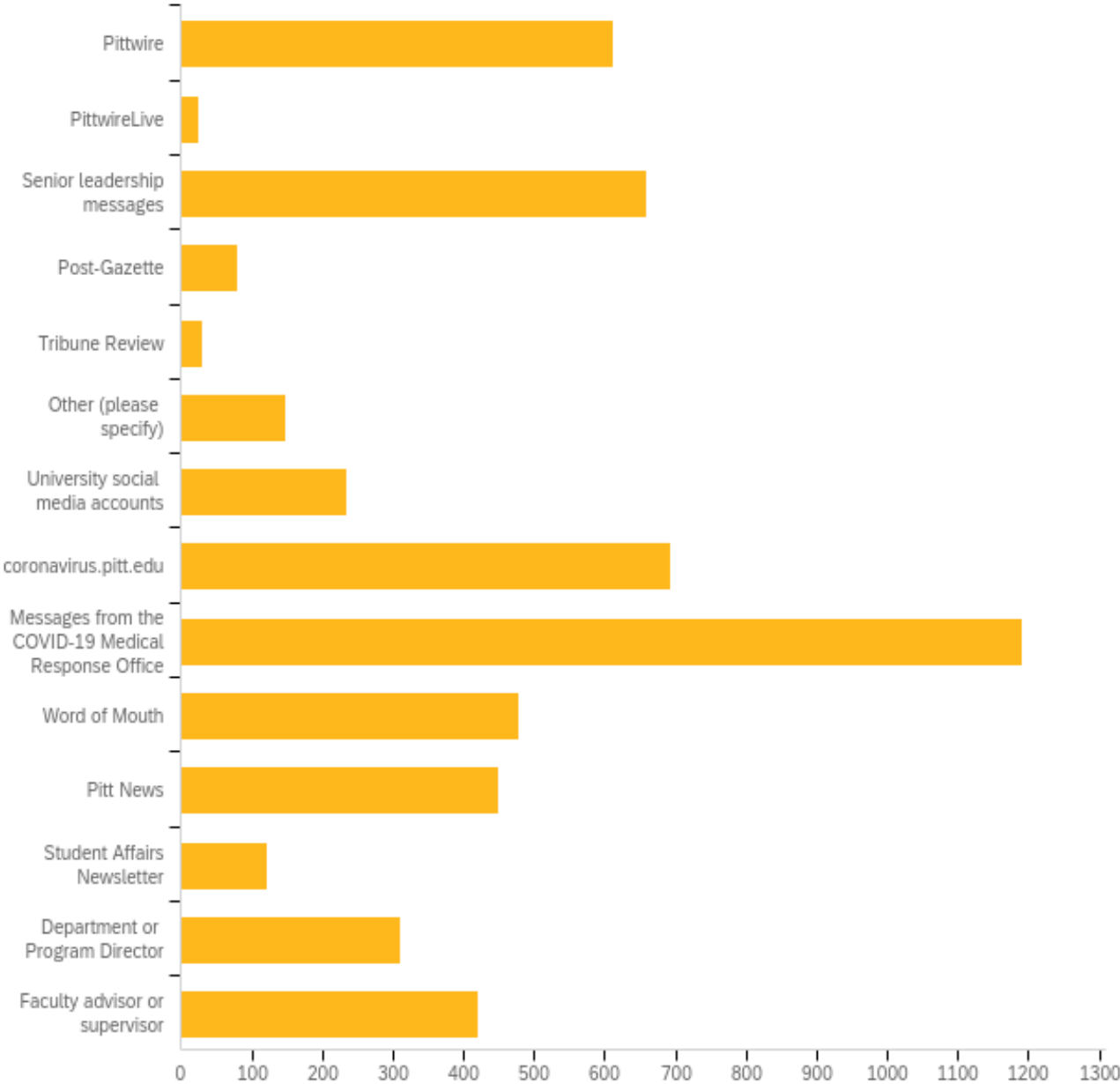
Answer	%	Count
Strongly agree	49.8%	151
Somewhat agree	32.7%	99
Neither agree nor disagree	9.2%	28
Somewhat disagree	6.3%	19
Strongly disagree	2.0%	6
Total Responses	100%	303

Please rate your level of agreement or disagreement with the following statements:



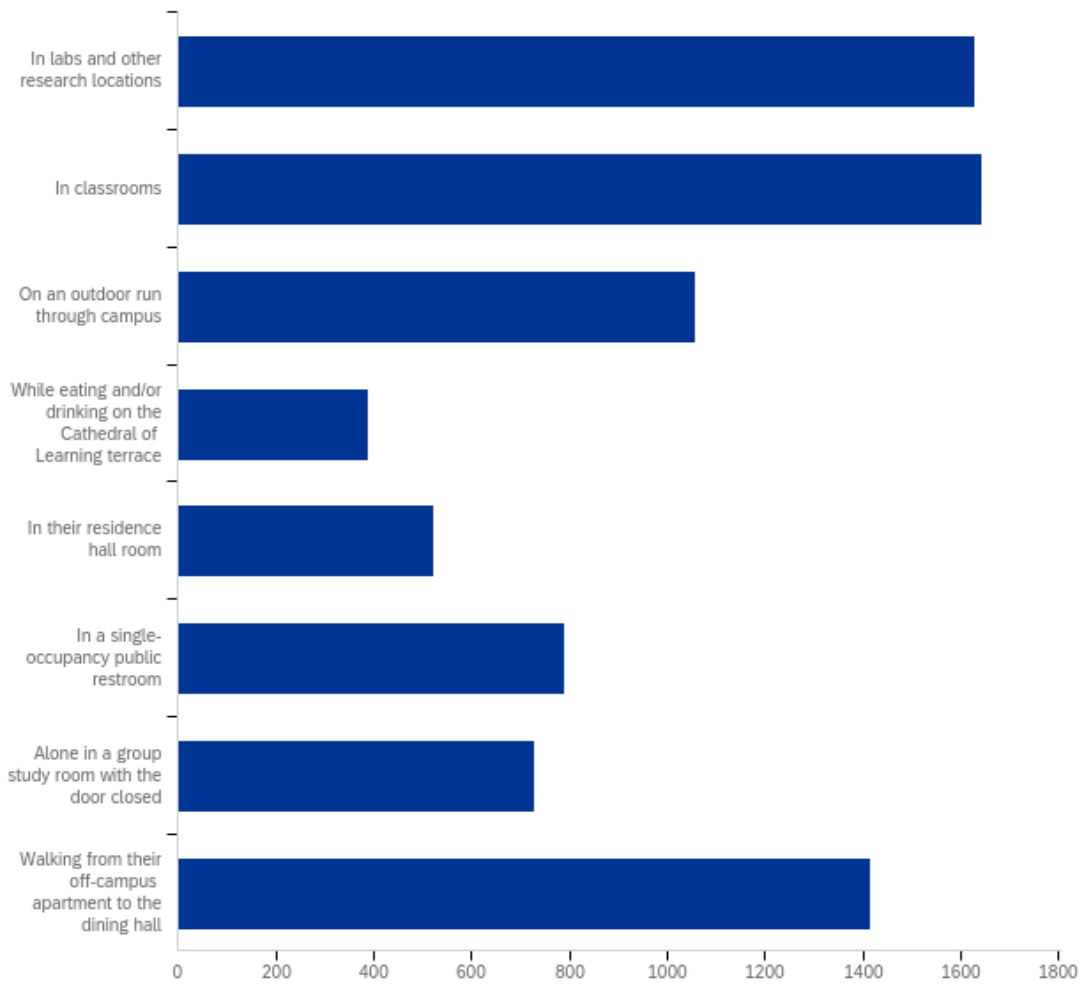
Question	Strongly agree		Somewhat agree		Neither agree nor disagree		Somewhat disagree		Strongly disagree		Total
I received timely updates and informative communications about COVID-19.	56.3%	988	29.3%	514	4.0%	71	6.7%	117	3.8%	66	1756
I received timely updates in the remote environment to encourage and support my academic studies.	41.9%	734	32.8%	574	10.4%	182	9.8%	171	5.1%	89	1750
I received timely updates in the remote environment to encourage and support my overall well-being.	37.3%	654	30.6%	537	14.3%	250	11.0%	193	6.8%	120	1754
I am aware of where to look for information and updates about the University's status due to COVID-19.	50.9%	895	32.4%	569	8.3%	146	5.7%	101	2.6%	46	1757
I know who to ask if I have questions.	32.1%	564	32.7%	574	15.3%	269	12.4%	217	7.5%	131	1755
I feel connected to Pitt.	21.8%	382	27.7%	487	19.4%	341	17.2%	301	13.9%	244	1755

What sources of information do you rely on for COVID-19 updates? (Please check all that apply.)



Answer	%	Count
Pittwire	35.6%	613
PittwireLive	1.5%	26
Senior leadership messages (emails from the Chancellor or Provost, Dean of Students, Dean of your school)	38.3%	660
Post-Gazette	4.6%	79
Tribune Review	1.7%	29
Other (please specify)	8.7%	149
University social media accounts	13.6%	234
coronavirus.pitt.edu	40.3%	694
Messages from the COVID-19 Medical Response Office	69.2%	1191
Word of Mouth	27.7%	477
Pitt News	26.1%	450
Student Affairs Newsletter	7.0%	121
Department or Program Director	18.0%	310
Faculty advisor or supervisor	24.4%	420
<u>Total Respondents</u>		1721

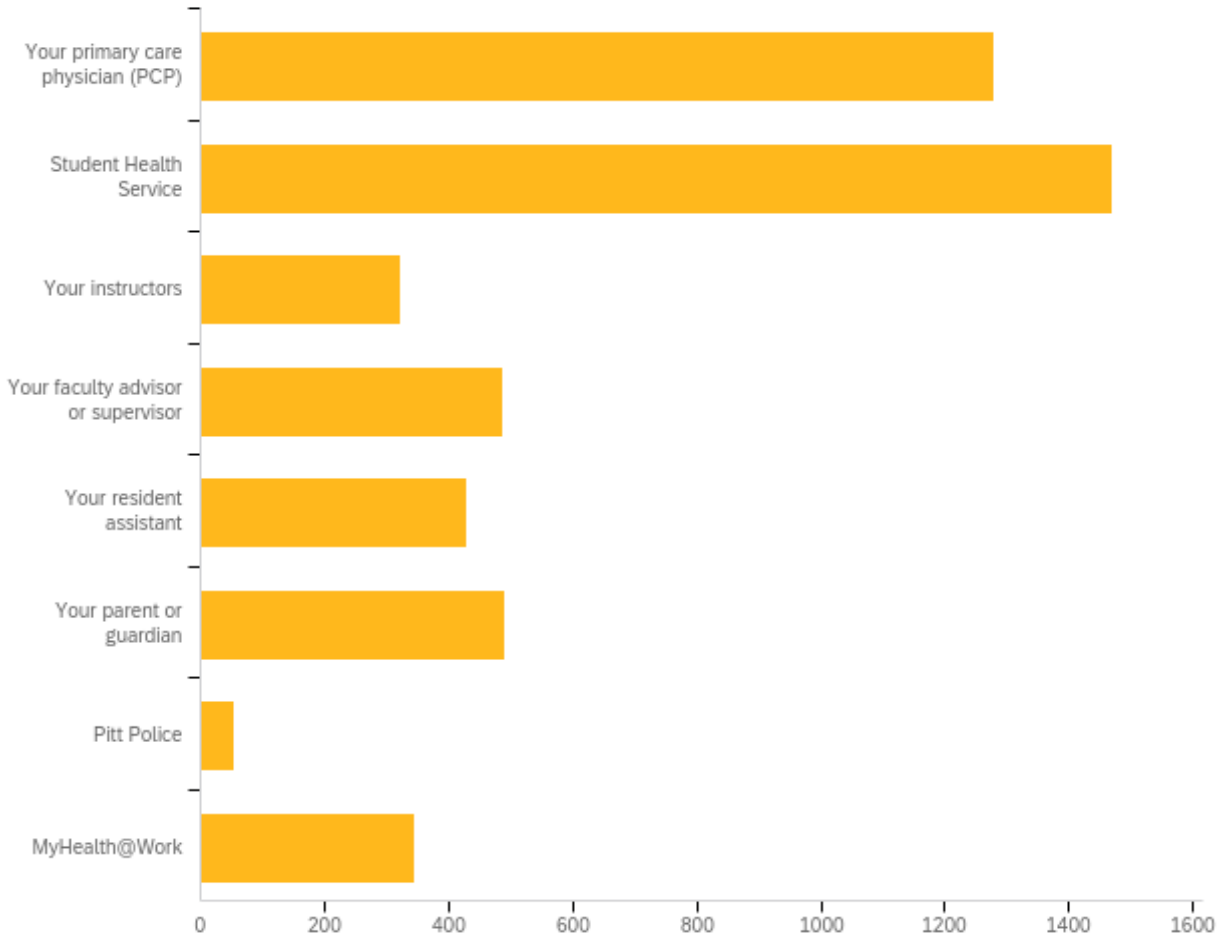
When are students expected to wear a face covering on the University of Pittsburgh campus? (Please check all that apply.)



Answer	%	Count
In labs and other research locations	98.5%	1627
In classrooms	99.5%	1643
On an outdoor run through campus	64.1%	1058
While eating and/or drinking on the Cathedral of Learning terrace	23.4%	387
In their residence hall room	31.7%	524
In a single-occupancy public restroom	47.9%	791
Alone in a group study room with the door closed	44.2%	730
Walking from their off-campus apartment to the dining hall	85.8%	1416
Total Respondents		1651

Please note: Correct response(s) highlighted.

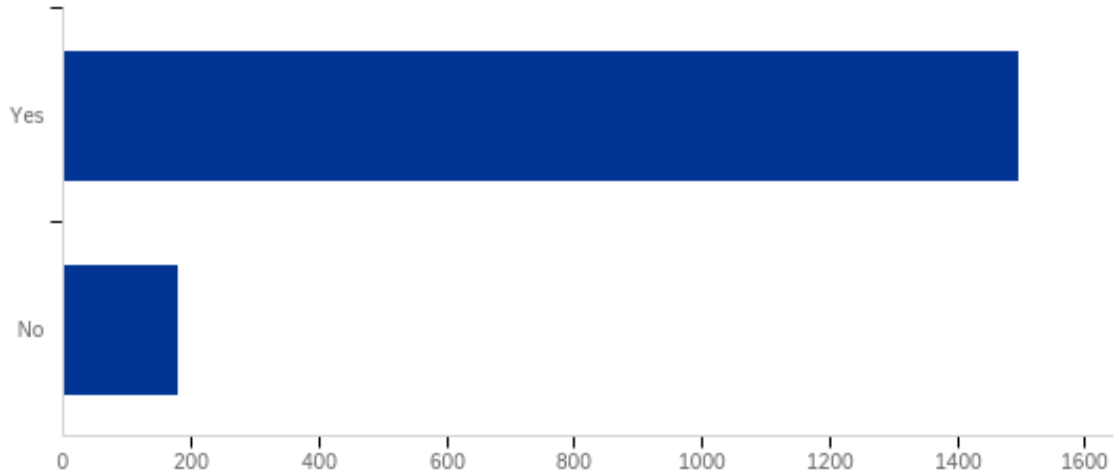
**According to Pitt policy, who should you call if you're experience symptoms of COVID-19?
(Please check all that apply.)**



Answer	%	Count
Your primary care physician (PCP)	77.9%	1279
Student Health Service	89.6%	1471
Your instructors	19.6%	322
Your faculty advisor or supervisor	29.7%	488
Your resident assistant	26.2%	430
Your parent or guardian	29.8%	489
Pitt Police	3.2%	52
MyHealth@Work	21.0%	345
<u>Total Respondents</u>		1641

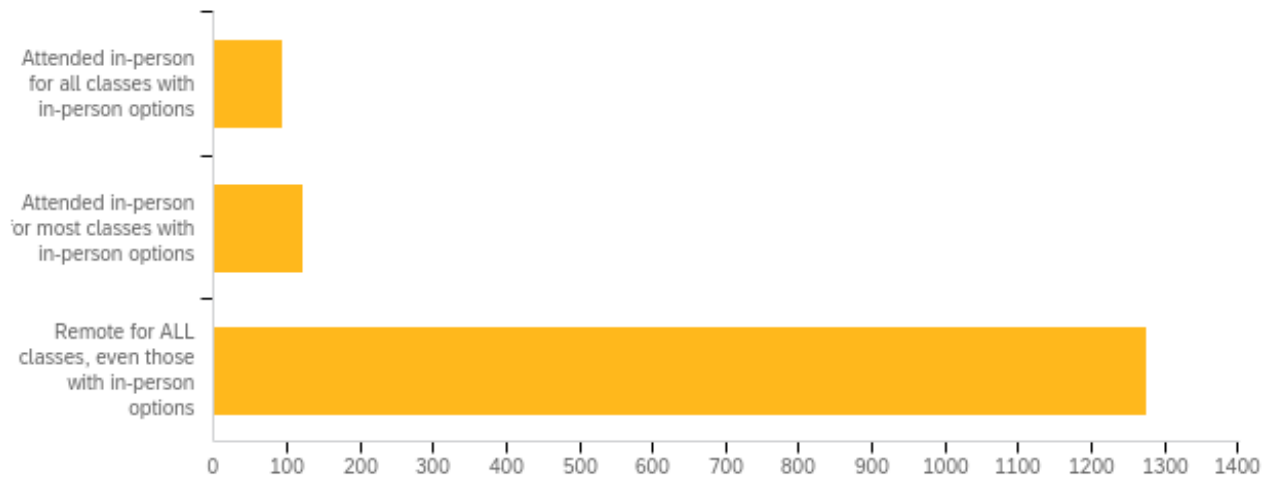
Please note: Correct response(s) highlighted.

Are you taking classes in fall 2020?



Answer	%	Count
Yes	89.4%	1497
No	10.6%	178
<u>Total Responses</u>	100%	1675

(If taking classes in fall 2020) How have you participated in your fall 2020 courses?



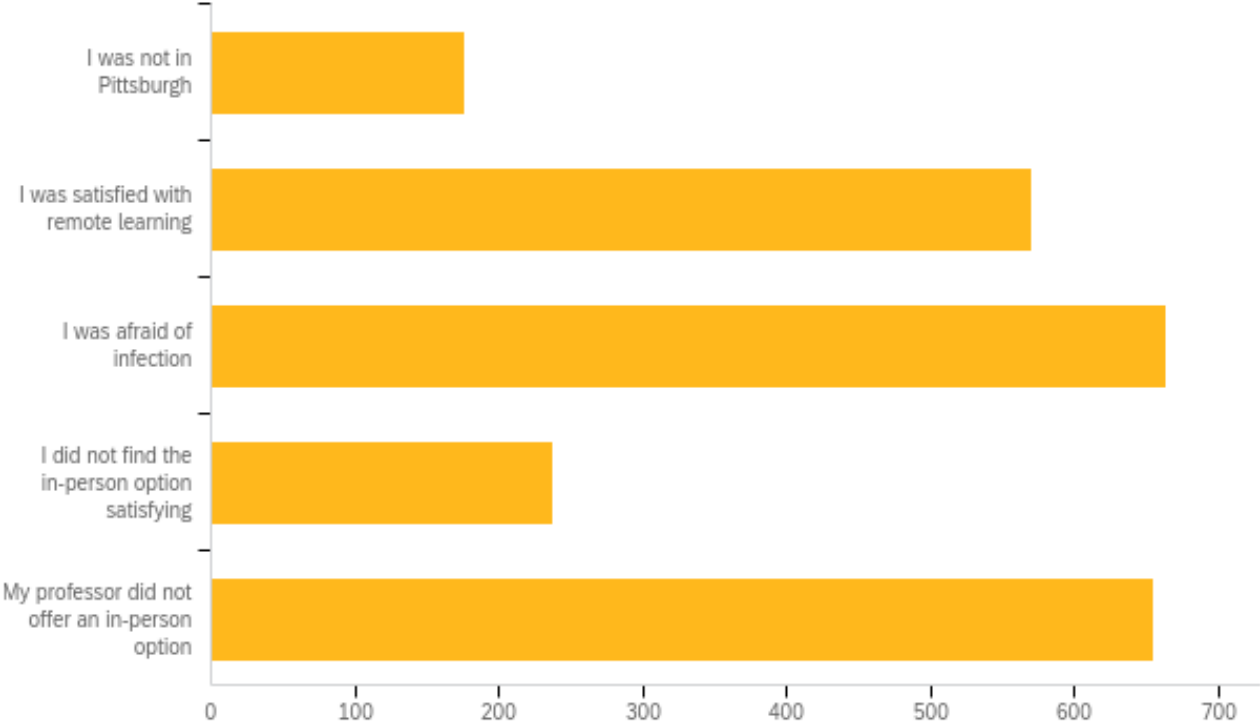
Answer	%	Count
Attended in-person for all classes with in-person options	6.2%	93
Attended in-person for most classes with in-person options	8.2%	123
Remote for ALL classes, even those with in-person options	85.5%	1276
<u>Total Responses</u>	100%	1492

(If in-person for all classes) Why did you choose this engagement method? (Please check all that apply.)



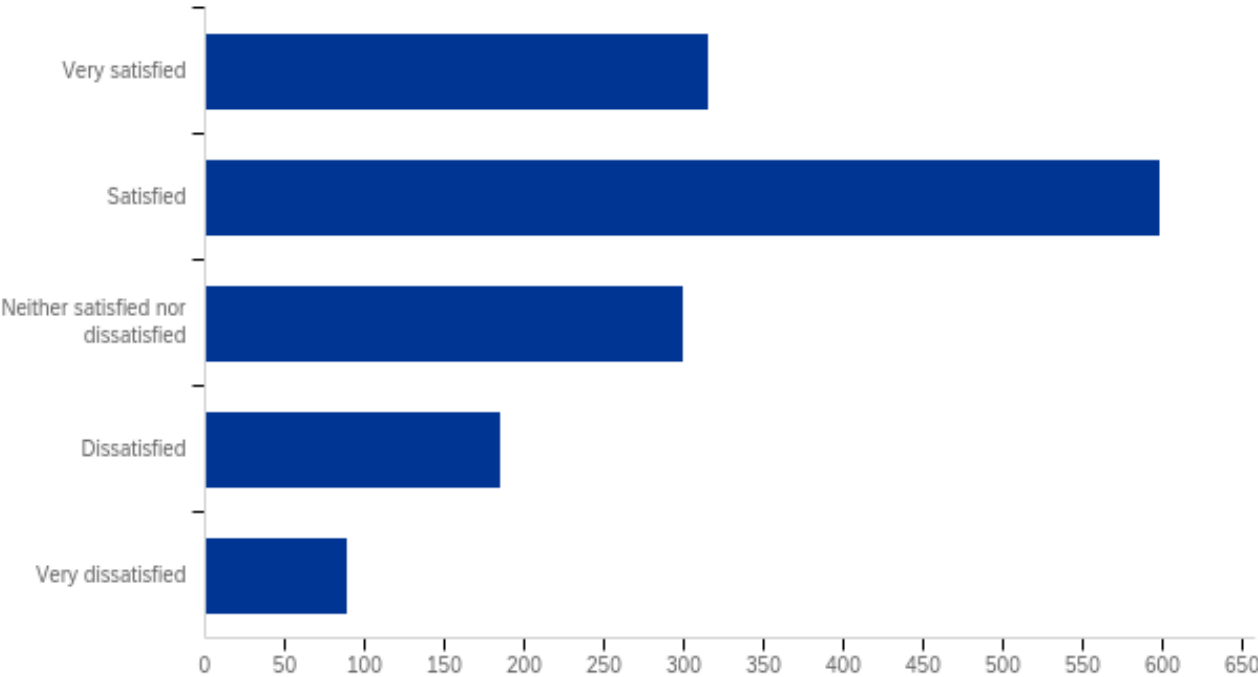
Answer	%	Count
I was in Pittsburgh	75.6%	68
I was not satisfied with remote learning	42.2%	38
I felt safe on campus	38.9%	35
I found the in-person option more satisfying than the remote option	64.4%	58
<u>Total Respondents</u>		90

(If in-person for most classes or remote for all classes) Why did you choose this engagement method? (Please check all that apply.)



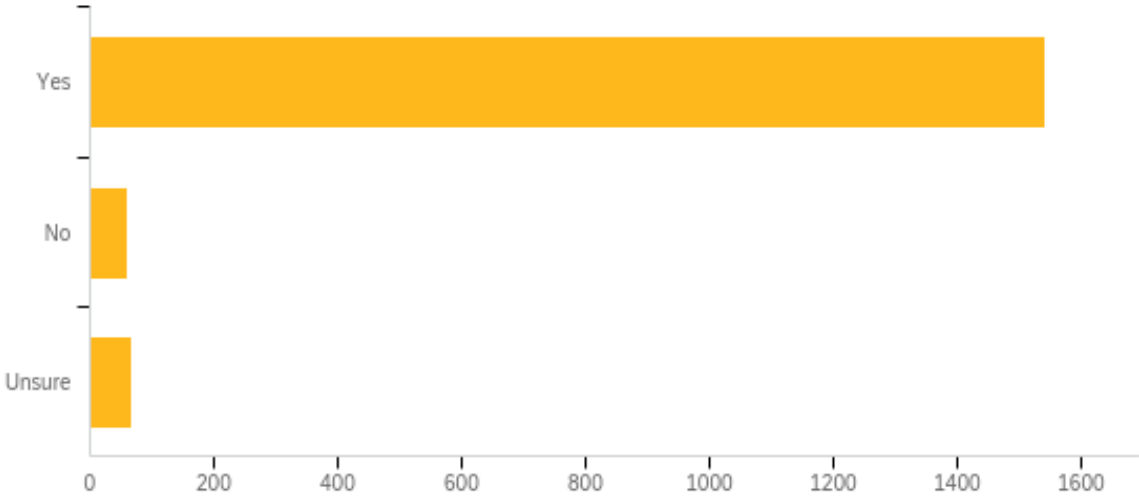
Answer	%	Count
I was not in Pittsburgh	12.8%	176
I was satisfied with remote learning	41.4%	571
I was afraid of infection	48.2%	664
I did not find the in-person option satisfying	17.3%	238
My professor did not offer an in-person option	47.5%	655
Total Respondents		1378

(If yes to taking classes in fall 2020) Overall, how satisfied have you been with remote learning for the fall semester?



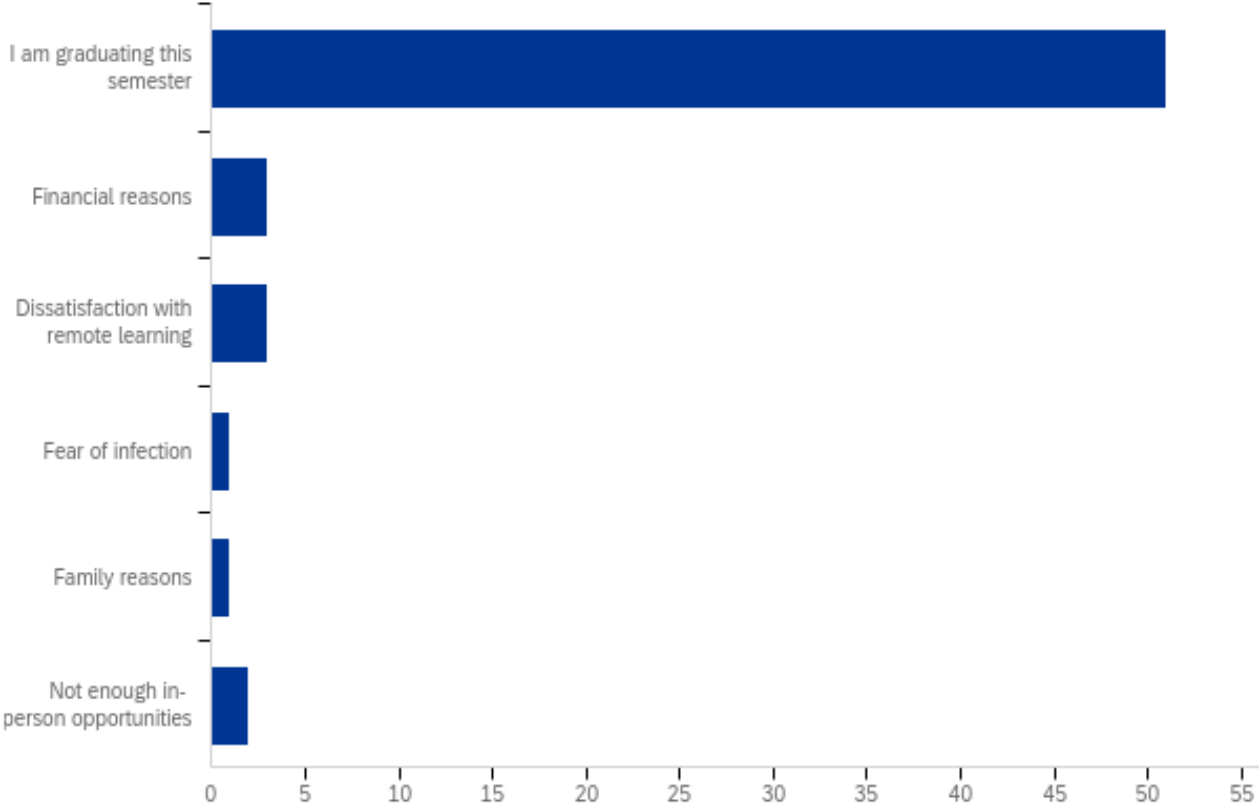
Answer	%	Count
Very satisfied	21.2%	315
Satisfied	40.3%	599
Neither satisfied nor dissatisfied	20.2%	300
Dissatisfied	12.4%	185
Very dissatisfied	6.0%	89
Total Responses	100%	1488

Did you or do you plan to enroll for the spring semester?



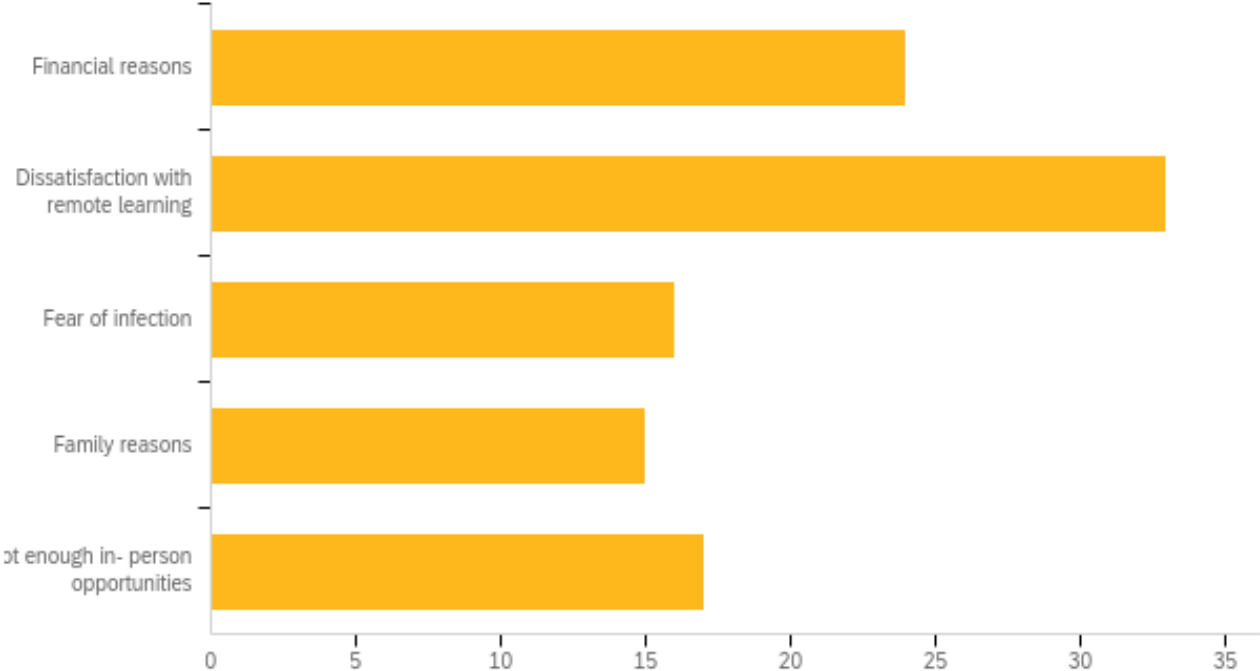
Answer	%	Count
Yes	92.4%	1542
No	3.6%	60
Unsure	4.0%	67
<u>Total Responses</u>	100%	1669

(If not enrolling for spring) I do not plan on enrolling because: (Please check all that apply.)



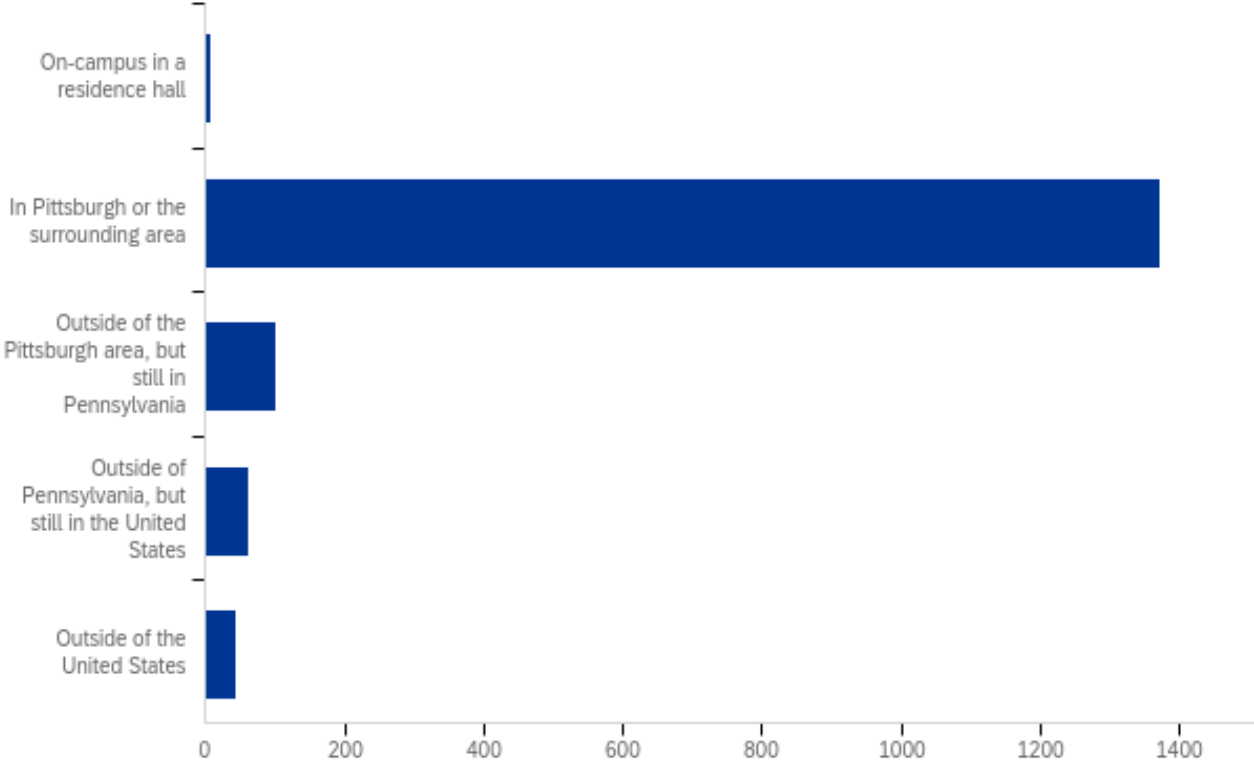
Answer	%	Count
I am graduating this semester	89.5%	51
Financial reasons	5.3%	3
Dissatisfaction with remote learning	5.3%	3
Fear of infection	1.8%	1
Family reasons	1.8%	1
Not enough in-person opportunities	3.5%	2
<u>Total Respondents</u>		57

(If unsure about enrolling for spring) I am not sure about enrolling because: (Please check all that apply.)



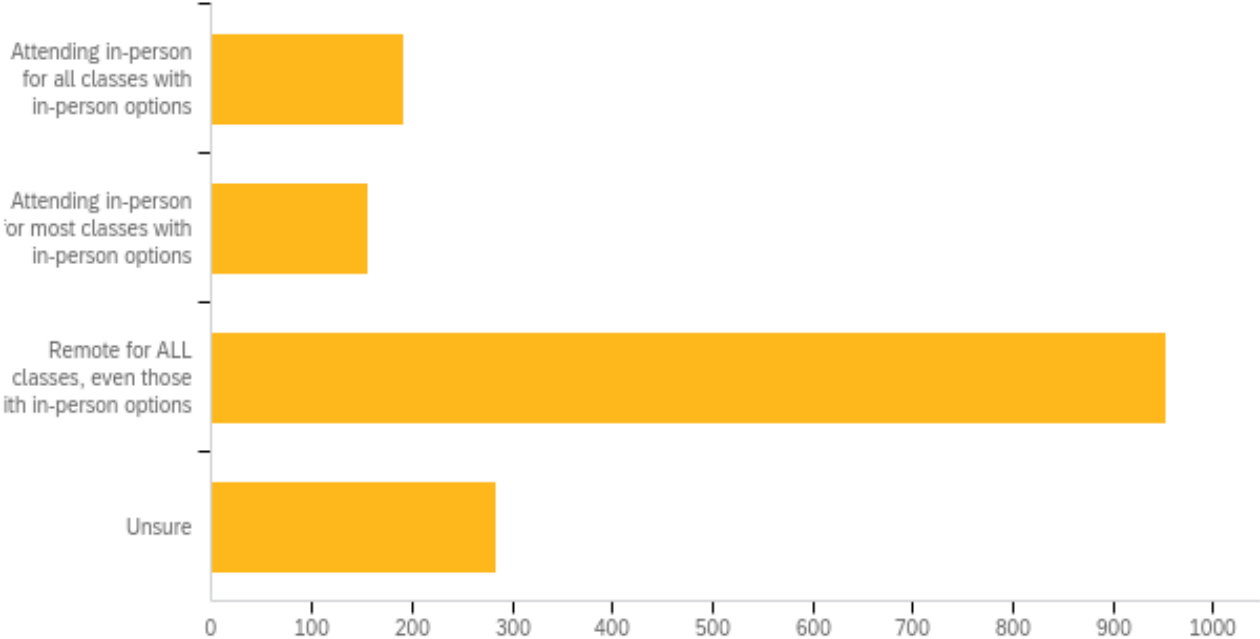
Answer	%	Count
Financial reasons	39.3%	24
Dissatisfaction with remote learning	54.1%	33
Fear of infection	26.2%	16
Family reasons	24.6%	15
Not enough in-person opportunities	27.9%	17
Total Respondents		61

(If enrolled for spring or unsure about enrolling for spring) If you are enrolling or plan to enroll for the spring semester, where do you plan to live?



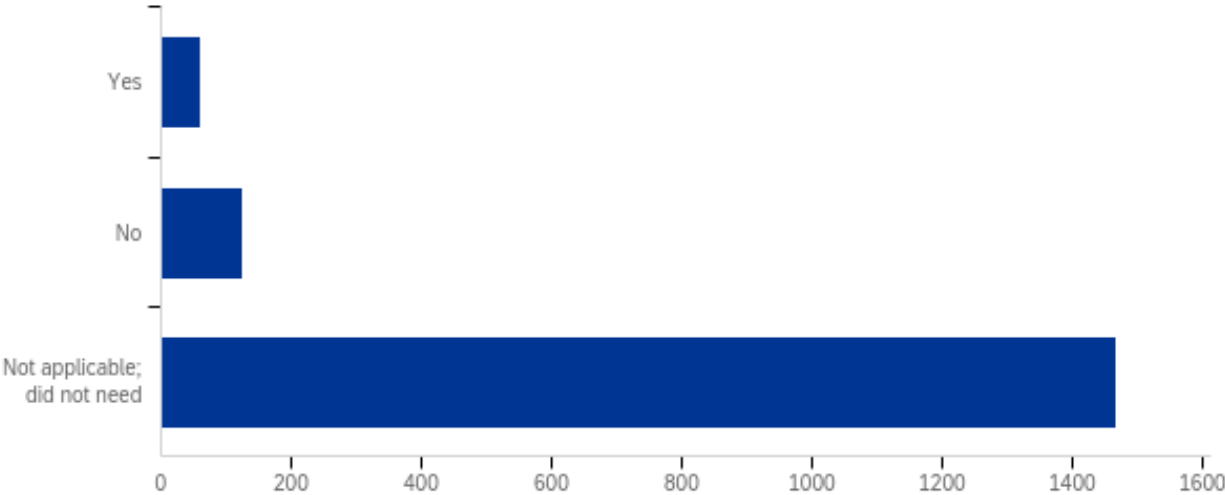
Answer	%	Count
On-campus in a residence hall	0.5%	8
In Pittsburgh or the surrounding area	86.5%	1373
Outside of the Pittsburgh area, but still in Pennsylvania	6.4%	101
Outside of Pennsylvania, but still in the United States	3.8%	61
Outside of the United States	2.8%	44
Total Responses	100%	1587

(If enrolled for spring or unsure about enrolling for spring) If you are enrolling or plan to enroll for the spring semester, how do you plan to begin your studies this spring?



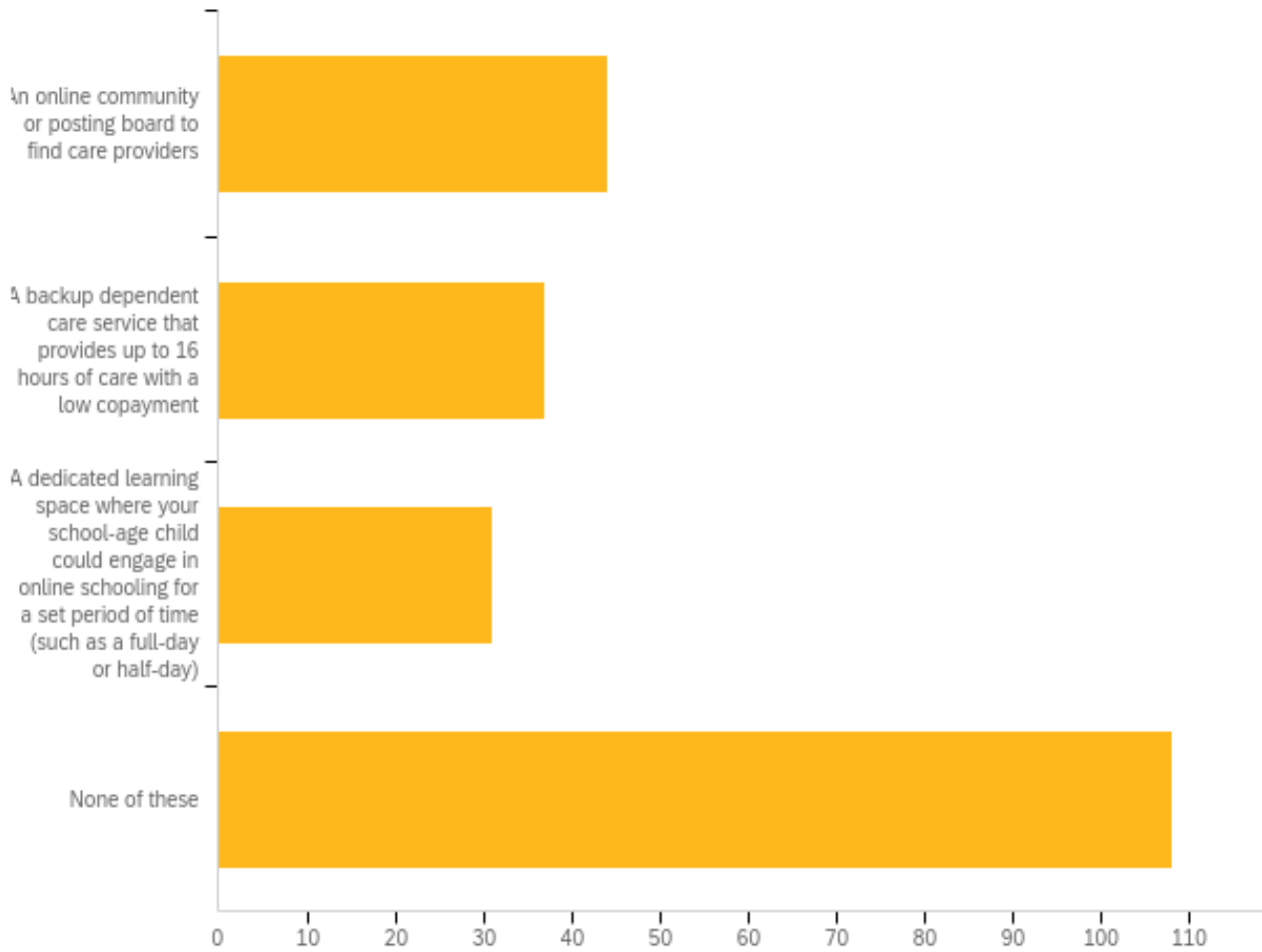
Answer	%	Count
Attending in-person for all classes with in-person options	12.0%	191
Attending in-person for most classes with in-person options	9.9%	157
Remote for ALL classes, even those with in-person options	60.1%	953
Unsure	18.0%	285
<u>Total Responses</u>	100%	1586

Did you have trouble finding childcare in your neighborhood this semester?



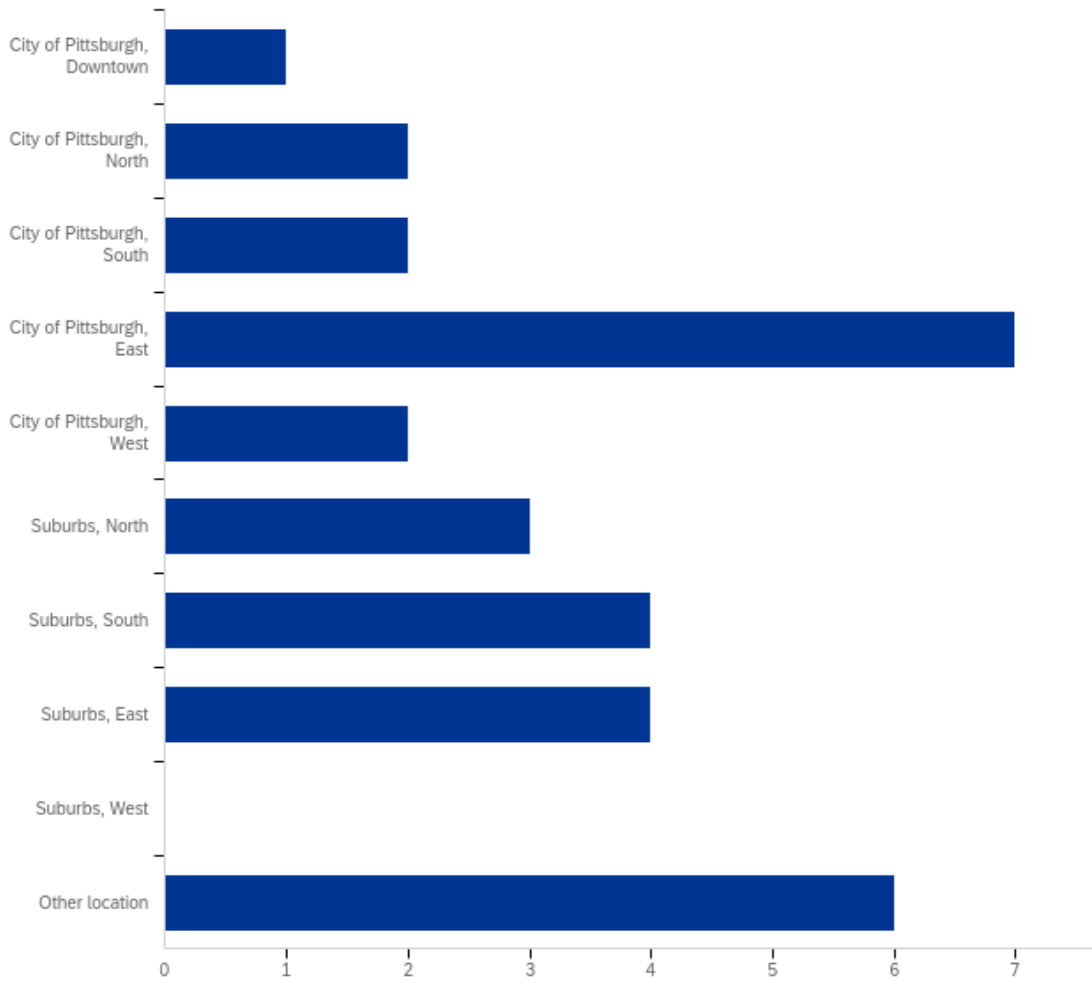
Answer	%	Count
Yes	3.6%	59
No	7.6%	125
Not applicable; did not need	88.9%	1467
Total Responses	100%	1651

In Spring 2021, do you think you would use: (Please check all that apply.)



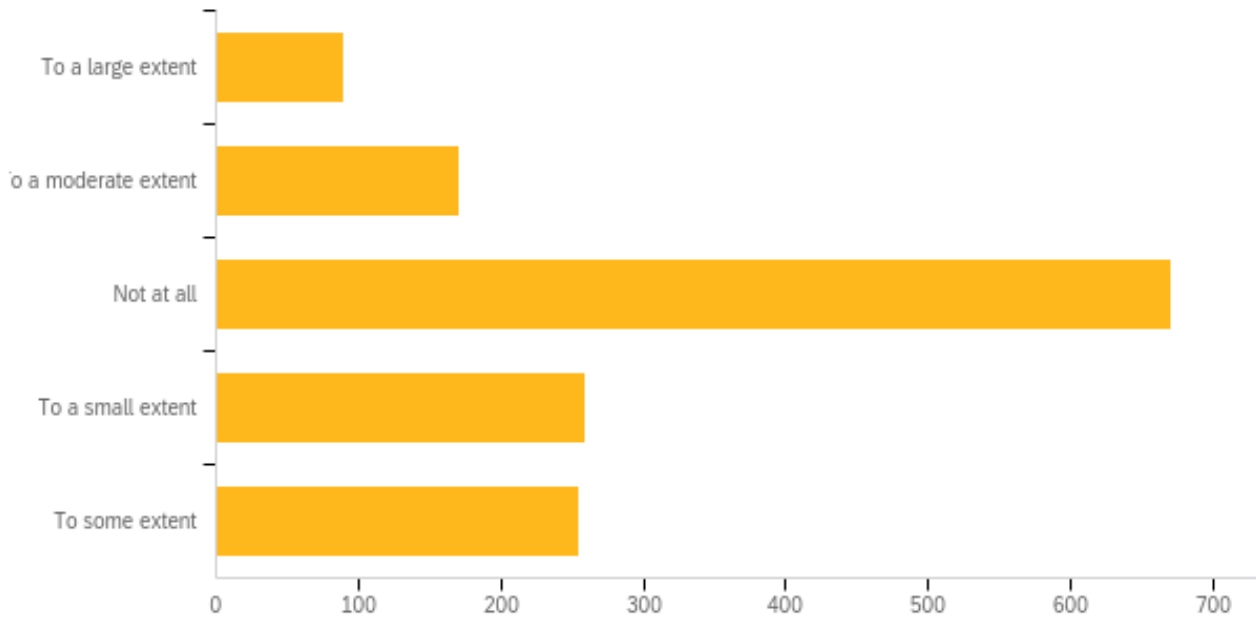
Answer	%	Count
An online community or posting board to find care providers	24.3%	44
A backup dependent care service that provides up to 16 hours of care with a low copayment (with a set number of days per year), due to emergency purposes related to work	20.4%	37
A dedicated learning space where your school-age child could engage in online schooling for a set period of time (such as a full-day or half-day)	17.1%	31
None of these	59.7%	108
<u>Total Respondents</u>		181

(If yes to a dedicated learning space) In which neighborhood do you live?



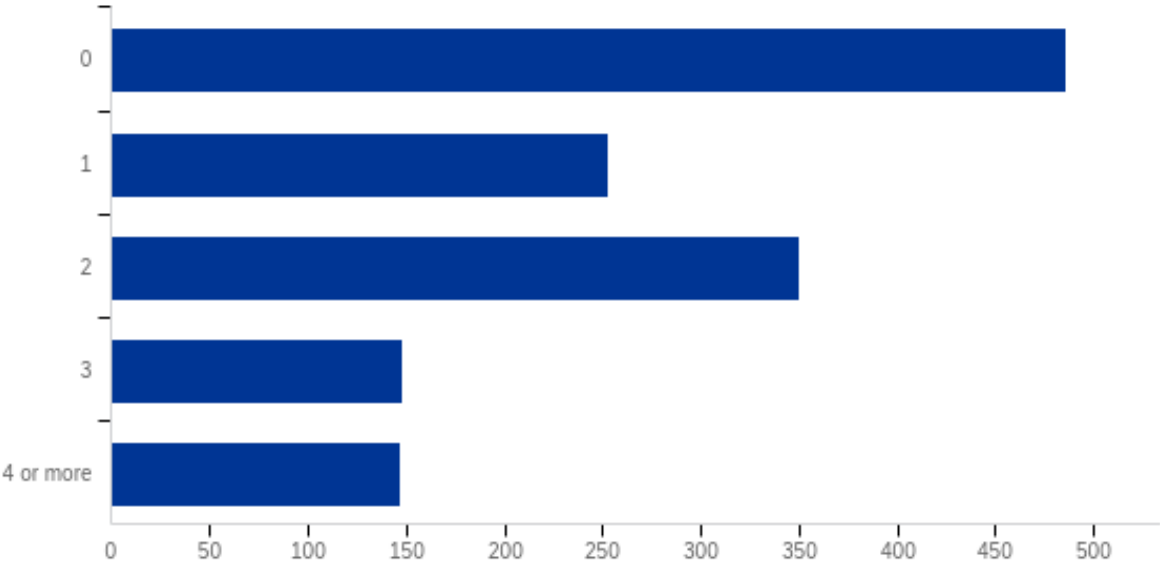
Answer	%	Count
City of Pittsburgh, Downtown	3.2%	1
City of Pittsburgh, North	6.5%	2
City of Pittsburgh, South	6.5%	2
City of Pittsburgh, East	22.6%	7
City of Pittsburgh, West	6.5%	2
Suburbs, North	9.7%	3
Suburbs, South	12.9%	4
Suburbs, East	12.9%	4
Suburbs, West	0.0%	0
Other location	19.4%	6
Total Responses	100%	31

To what extent were you able to focus on yourself on the self-care day?



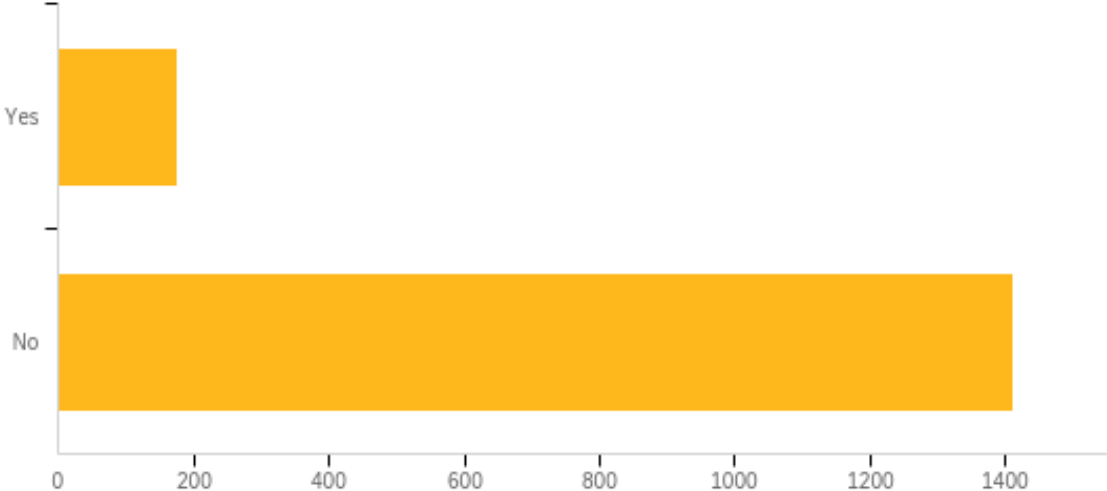
Answer	%	Count
To a large extent	6.2%	90
To a moderate extent	11.8%	170
Not at all	46.4%	671
To a small extent	17.9%	259
To some extent	17.6%	255
<u>Total Responses</u>	100%	1445

How many assignments were due on the self-care day or the day after?



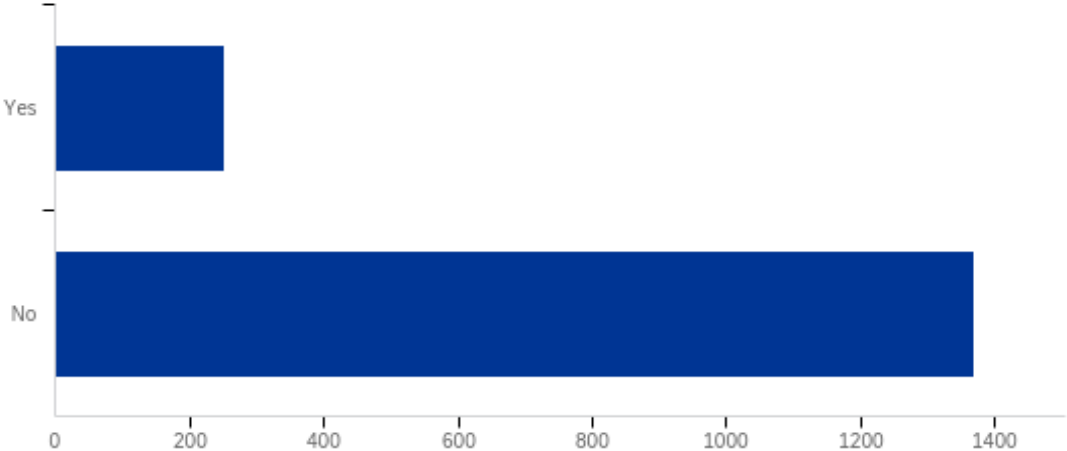
Answer	%	Count
0	35.1%	486
1	18.3%	253
2	25.3%	350
3	10.7%	148
4 or more	10.6%	147
<u>Total Responses</u>	100%	1384

Have you had trouble accessing mental health resources through the University Counseling Center?



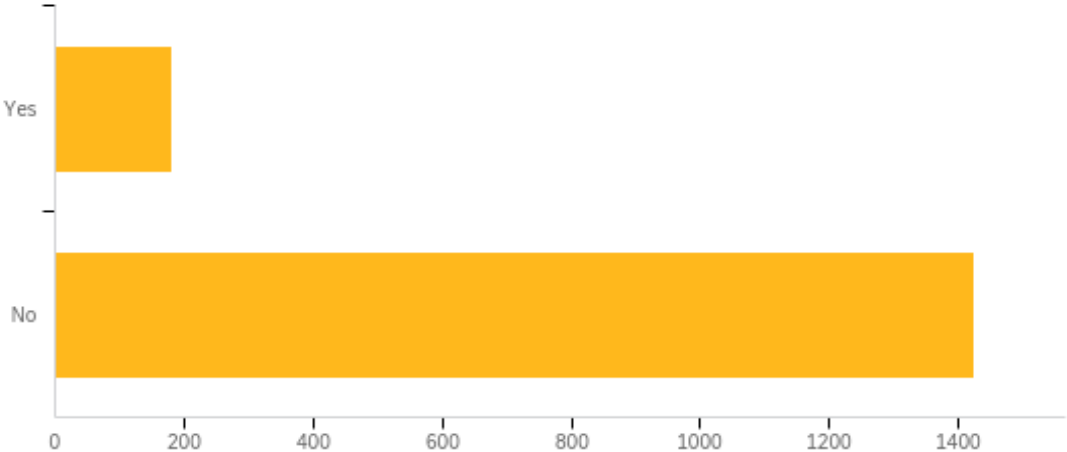
Answer	%	Count
Yes	11.0%	175
No	89.0%	1412
<u>Total Responses</u>	100%	1587

Did you know that that the University Store has a pickup window in the Schenley Quad for online orders, including course materials?



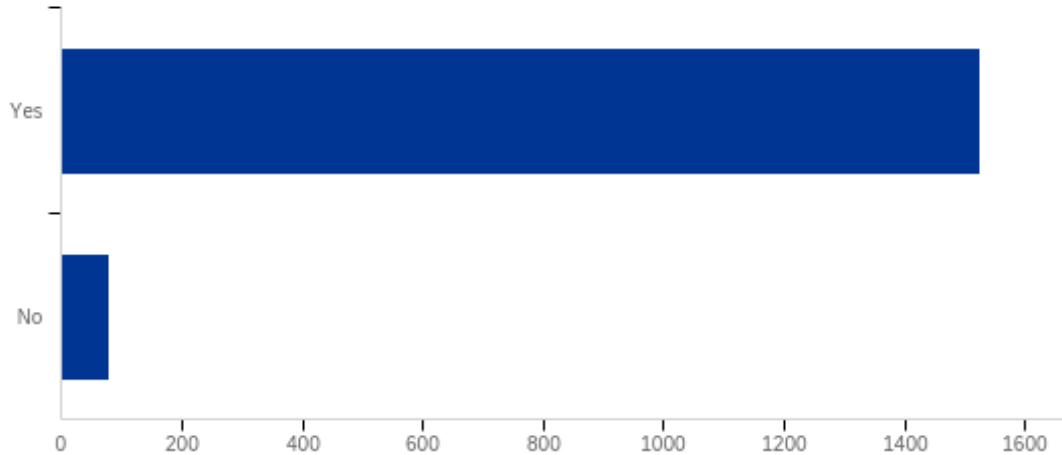
Answer	%	Count
Yes	15.5%	252
No	84.5%	1370
<u>Total Responses</u>	100%	1622

Did you know that that the University Store has residence hall delivery options for online orders, including course materials?



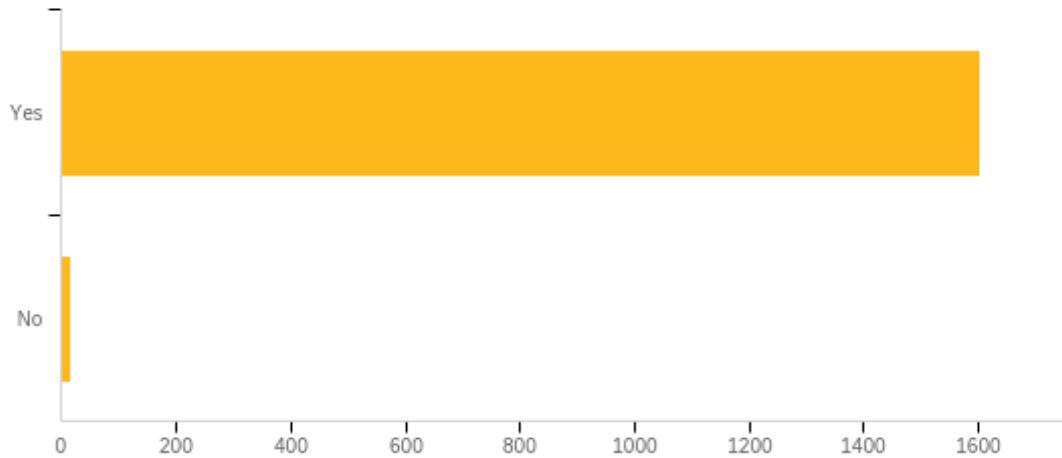
Answer	%	Count
Yes	11.2%	180
No	88.8%	1426
<u>Total Responses</u>	100%	1606

Do you have access to a reliable internet connection that allows you to stream videos?



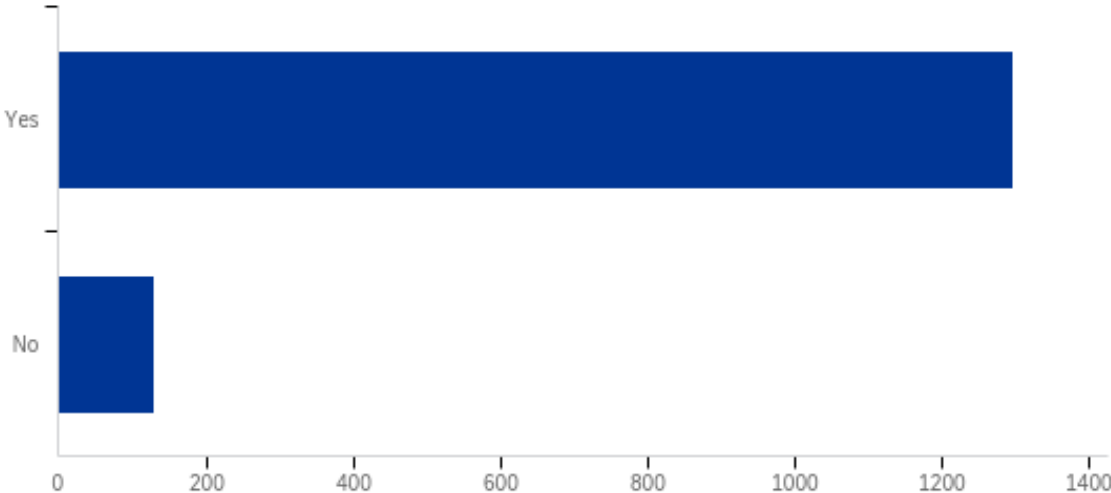
Answer	%	Count
Yes	95.1%	1526
No	4.9%	79
<u>Total Responses</u>	100%	1605

Do you have access to a computer, tablet, or other personal device that allows you to type documents and use the Canvas learning management system?



Answer	%	Count
Yes	99.1%	1604
No	0.9%	15
<u>Total Responses</u>	100%	1619

Do you feel you have access to the technical (computing) support you need?



Answer	%	Count
Yes	90.8%	1297
No	9.2%	131
<u>Total Responses</u>	100%	1428